


Bring energy to note reading as students flip cards, block shots, and try to avoid a red card.

MIDDLE C NOTE READING



# HOW TO PLAY

Red Card Ref | V. U. Level E

## Players

1 player

## Materials

27 playing cards, a timer

## Game Objective

*Musical Objective:* To reinforce recognition of notes in Middle C position.

*Game Objective:* To flip 8 incorrect cards as quickly as possible.

## Setting It Up

Place the 27 playing cards on the table with the note images and note names facing up. The student should sit or stand in front of the cards.

## Playing the Game

1. On the word “Go!”, the student examines the note image and note name on any card.
2. If the note name and note image are a correct match, the card remains as it is. If they are not a correct match, the student flips the card over.
3. If the flipped card shows a spider holding a green card, play continues. If the flipped card shows a spider holding a red card, the student must pause for five seconds before continuing.
4. Steps 1–3 are repeated until the student has flipped 8 cards. At this point, the game ends and the student’s time is recorded.
5. In future games, the student can try to beat their fastest time.

If your mid-primer students love soccer—or just love a good story—Coach Webber’s Keeper Seeker Songbook, V. U. Level E is about to become a studio favorite.

**Coach Webber** is on a mission to find a goalie... but this stressed-out spider is not having much luck. A ball pops on a rhino’s nose, a sloth can’t get up to speed to make a save, and an ostrich hides its head in the ground.

As students follow this hilarious story, they’ll build confidence with note reading in Middle C position. Each piece is catchy and perfectly leveled to keep progress feeling achievable.



ANDREA AND TREVOR DOW'S VERY USEFUL PIANO LIBRARY

# COACH WEBBER'S KEEPER SEEKER

SONGBOOK, V.U. LEVEL E

12

POP!

7

SUPPLEMENTARY SONGS AND ACTIVITIES  
**FOR MID-PRIMER PIANO STUDENTS**

The image shows the cover of the songbook 'Coach Webber's Keeper Seeker Songbook, V.U. Level E'. The cover is green and features the spider character on a web with soccer balls. Below the cover, there are three sample pages from the book. The first page shows musical notation with the lyrics 'Wash my mouth with my friend'. The second page shows a rhino goalie in a goal with the word 'POP!' below it. The third page shows musical notation with the lyrics 'The ball, some one quick to (one and two)'. At the bottom of the image, there is a white box with the text 'SUPPLEMENTARY SONGS AND ACTIVITIES FOR MID-PRIMER PIANO STUDENTS'.

AVAILABLE ON AMAZON

**THIS TUESDAY**

*Andrea and Trevor Dow's*  
VERY USEFUL PIANO LIBRARY

This page has been left blank for teachers wishing to  
apply double-sided printing.

**RED CARD**  
**REF**



**RED CARD**  
**REF**



**RED CARD**  
**REF**



**RED CARD**  
**REF**



**RED CARD**  
**REF**



**RED CARD**  
**REF**



**RED CARD**  
**REF**




**RED CARD**  
**REF**



**RED CARD**  
**REF**

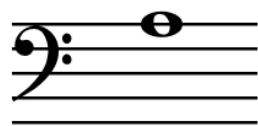




**E?**




**E?**



**A?**




**C?**




**G?**




**G?**



**B?**



**D?**



**B?**

**RED CARD**  
**REF**



**RED CARD**  
**REF**



**RED CARD**  
**REF**



**RED CARD**  
**REF**



**RED CARD**  
**REF**



**RED CARD**  
**REF**



**RED CARD**  
**REF**



**RED CARD**  
**REF**




**RED CARD**  
**REF**





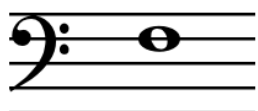
**C?**




**C?**



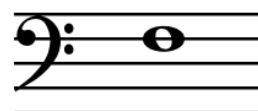
**E?**




**D?**




**E?**



**F?**



**F?**



**E?**



**F?**

**RED CARD**  
**REF**



**RED CARD**  
**REF**



**RED CARD**  
**REF**



**RED CARD**  
**REF**



**RED CARD**  
**REF**



**RED CARD**  
**REF**



**RED CARD**  
**REF**



**RED CARD**  
**REF**




**RED CARD**  
**REF**






**G?**




**G?**



**D?**




**E?**



**A?**




**E?**



**B?**



**D?**



**G?**