

Andrea and Trevor Dow's  
VERY USEFUL PIANO LIBRARY



# The Get Me To The Games SONGBOOK



SUPPLEMENTARY SONGS AND ACTIVITIES  
**FOR LATE PRIMER PIANO STUDENTS**

This is a preview (18 of 34 pages).  
Pages have been removed from  
various sections.

# The Get Me To The Games SONGBOOK

— V. U. LEVEL K —



SUPPLEMENTARY SONGS AND ACTIVITIES  
FOR LATE PRIMER PIANO STUDENTS

*Andrea and Trevor Dow's*  
VERY USEFUL PIANO LIBRARY

The Get Me To The Games Songbook by Andrea and Trevor Dow  
Copyright © 2026 Teach Music Today Learning Solutions and WunderKeys Music  
[www.teachpianotoday.com](http://www.teachpianotoday.com) and [www.wunderkeys.com](http://www.wunderkeys.com)

All Rights Reserved. This book or parts thereof may not be reproduced in any form, stored in any retrieval system, or transmitted in any form by any means -electronic, mechanical, photocopy, recording, or otherwise - without prior written permission of the publisher, except as provided by copyright law.



9

*mp* But this map seems oh so big! I am just one squirrel!

This musical system covers measures 9 through 12. It features a treble clef and a bass clef. The melody in the treble clef consists of quarter notes in the first two measures, followed by a half note and a quarter note in the third measure, and a whole note in the fourth measure. The lyrics are: "But this map seems oh so big! I am just one squirrel!". The bass line starts with a whole note chord in the first measure, followed by a half note chord in the second measure, and then a series of quarter notes in the third and fourth measures.

13

I'll need help from friends of mine. Let's

This musical system covers measures 13 through 16. The melody continues with quarter notes in the first two measures, a half note and a quarter note in the third measure, and a whole note in the fourth measure. The lyrics are: "I'll need help from friends of mine. Let's". The bass line follows a similar pattern to the previous system, starting with a whole note chord and then moving to quarter notes.

17

...ay be long, it means so much to me.

This musical system covers measures 17 through 20. The melody begins with a quarter note, followed by a half note and a quarter note in the second measure, and then a half note and a quarter note in the third measure, ending with a whole note in the fourth measure. The lyrics are: "...ay be long, it means so much to me.". The bass line continues with quarter notes throughout the system.

21

With this flame we can spread peace and u - ni - ty.

This musical system covers measures 21 through 24. The melody starts with a quarter note, followed by a half note and a quarter note in the second measure, and then a half note and a quarter note in the third measure, ending with a whole note in the fourth measure. The lyrics are: "With this flame we can spread peace and u - ni - ty.". The bass line continues with quarter notes throughout the system.

# NOTE READING

Draw an X over the note beneath each squirrel that matches the note name on its shirt.




A squirrel wearing a light blue t-shirt with the letter 'F' and red shorts, holding a torch. It stands on a row of three musical staves. The first staff has a treble clef and a note on the first line (F4). The second staff has a bass clef and a note on the second line (F3). The third staff has a bass clef and a note on the second space (F3).




A squirrel wearing a light blue t-shirt with the letter 'E' and red shorts, holding a torch. It stands on a row of three musical staves. The first staff has a bass clef and a note on the second line (E3). The second staff has a bass clef and a note on the second space (E3). The third staff has a treble clef and a note on the first line (E4).



A squirrel wearing a light blue t-shirt with the letter 'G' and red shorts, holding a torch. It stands on a row of three musical staves. The first staff has a treble clef and a note on the second line (G4). The second staff has a bass clef and a note on the second space (G3). The third staff has a treble clef and a note on the second space (G4).



A squirrel wearing a light blue t-shirt with the letter 'E' and red shorts, holding a torch. It stands on a row of three musical staves. The first staff has a bass clef and a note on the second line (E3). The second staff has a bass clef and a note on the second space (E3). The third staff has a bass clef and a note on the second space (E3).



A squirrel wearing a light blue t-shirt with the letter 'E' and red shorts, holding a torch. It stands on a row of three musical staves. The first staff has a treble clef and a note on the first line (E4). The second staff has a bass clef and a note on the second space (E3). The third staff has a treble clef and a note on the second space (E4).



A squirrel wearing a light blue t-shirt with the letter 'G' and red shorts, holding a torch. It stands on a row of three musical staves. The first staff has a bass clef and a note on the second space (G3). The second staff has a bass clef and a note on the second line (G3). The third staff has a treble clef and a note on the first line (G4).



A squirrel wearing a light blue t-shirt with the letter 'F' and red shorts, holding a torch. It stands on a row of three musical staves. The first staff has a bass clef and a note on the second line (F3). The second staff has a treble clef and a note on the first line (F4). The third staff has a treble clef and a note on the first space (F4).



A squirrel wearing a light blue t-shirt with the letter 'D' and red shorts, holding a torch. It stands on a row of three musical staves. The first staff has a bass clef and a note on the second space (D3). The second staff has a treble clef and a note on the first line (D4). The third staff has a bass clef and a note on the second space (D3).



Write the note names in the boxes. Record your time.

# TIMED TEST



Time:



REGA  
Sample

Andrea Dow

5

	the vast	U.	S.	A.
--	----------	----	----	----

Musical notation for the first system of the song. It consists of two staves: a vocal line and a piano accompaniment line. The vocal line has four measures with lyrics: "the vast U. S. A.". The piano accompaniment line has four measures with notes corresponding to the lyrics.

5

Spread - ing	the	joy	of	the	up - com - ing	games!
--------------	-----	-----	----	-----	----------------	--------

Musical notation for the second system of the song. It consists of two staves: a vocal line and a piano accompaniment line. The vocal line has seven measures with lyrics: "Spread - ing the joy of the up - com - ing games!". The piano accompaniment line has seven measures with notes corresponding to the lyrics.

9

Rid - ing an ea - gle high in the sky is

13

a grand way to cel - e - brate!

17

... - gle. You're kind and re - gal.

21

*f* With your help, I'm on my way!



On each staff, draw a note that matches the note name.

# NOTE PRINTING

Bass clef staff with a box containing the letter **E**.

Bass clef staff with a box containing the letter **G**.

Treble clef staff with a note on the second line and a box containing the letter **F**.

Treble clef staff with a box containing the letter **F**.

Treble clef staff with a box containing the letter **C**.

Treble clef staff with a box containing the letter **C**.

Bass clef staff with a box containing the letter **E**.

Bass clef staff with a box containing the letter **E**.

Bass clef staff with a box containing the letter **F**.

Treble clef staff with a note on the first space and a box containing the letter **F**.

Treble clef staff with a box containing the letter **G**.

Bass clef staff with a box containing the letter **E**.

Bass clef staff with a box containing the letter **C**.

Treble clef staff with a note on the second line and a box containing the letter **G**.

Bass clef staff with a box containing the letter **C**.

Bass clef staff with a box containing the letter **D**.

Treble clef staff with a note on the second line and a box containing the letter **G**.


Bass clef staff with a box containing the letter **F**.

Treble clef staff with a note on the first space and a box containing the letter **E**.

Sample

# NOTE READING

Beginning at the squirrel and ending at the torch, draw a line that passes through seven note circles. In Box 1, write the name of each note in each circle that rests on your path. Next, draw a new path and write the note names in Box 2. Finally, play again.



A grid of 18 circular icons arranged in a 6x3 pattern. The icons are as follows:

- Row 1: Bass clef with a note on the second line, a squirrel, and a bass clef with a note on the second line.
- Row 2: Bass clef with a note on the second line, a treble clef with a note on the second line, and a treble clef with a note on the second line.
- Row 3: Treble clef with a note on the second line, a treble clef with a note on the second line, and a treble clef with a note on the second line.
- Row 4: Treble clef with a note on the second line, a treble clef with a note on the second line, and a treble clef with a note on the second line.
- Row 5: Bass clef with a note on the second line, a torch, and a bass clef with a note on the second line.

<b>1</b>		<b>2</b>		<b>3</b>	
----------	--	----------	--	----------	--



# CAPYBARA

Sample

Andrea Dow

5

		to cross South A - mer - i - ca	

5

than u - pon the	back	of a	friend - ly cap - y - bar - a!

9

*f* Bra - zil, Co - lom - bi - a, Chil - e, Bo - liv - i - a.

This musical system covers measures 9 through 12. It features a piano accompaniment with a treble and bass clef. The melody is in the treble clef, starting with a quarter rest in measure 9, followed by quarter notes in measures 10 and 11, and ending with a half note in measure 12. The lyrics are: "Bra - zil, Co - lom - bi - a, Chil - e, Bo - liv - i - a." The piano part provides a simple harmonic accompaniment with quarter notes in the bass clef.

13

We're head - ing north to south and east

This musical system covers measures 13 through 16. The melody continues with quarter notes in measures 13 and 14, followed by eighth notes in measures 15 and 16. The lyrics are: "We're head - ing north to south and east". The piano accompaniment continues with quarter notes in the bass clef.

17

end, we crossed South A - mer - i - ca.

This musical system covers measures 17 through 20. The melody has a quarter rest in measure 17, followed by quarter notes in measures 18 and 19, and ending with a half note in measure 20. The lyrics are: "end, we crossed South A - mer - i - ca." The piano accompaniment features a half note in the bass clef in measure 17, followed by quarter notes in measures 18, 19, and 20.

21

I am near the end and it's all be - cause of you!

This musical system covers measures 21 through 24. The melody starts with a quarter note in measure 21, followed by quarter notes in measures 22 and 23, and ending with a half note in measure 24. The lyrics are: "I am near the end and it's all be - cause of you!". The piano accompaniment features a half note in the bass clef in measure 21, followed by quarter notes in measures 22, 23, and 24.

# SIGHT READING 2

Beginning at the **START** and ending at the **FINISH**, play the four measures of music that rest on the path. Next, use a colored crayon to draw a new four-measure path. Play again.

## TECHNICAL EXERCISES

Musical notation for the first measure of the exercise. It consists of two staves in 4/4 time. The treble clef staff has a quarter note on G4, a quarter rest, and two quarter notes on A4. The bass clef staff has a quarter note on G2, a quarter rest, and two quarter notes on A2. A green box labeled "START" is positioned below the first measure.

Musical notation for the second measure of the exercise. The treble clef staff has a quarter note on A4, a quarter note on B4, a quarter note on C5, and a quarter note on D5. The bass clef staff has a whole note on G2.

Musical notation for the third measure of the exercise. The treble clef staff has a quarter note on D5, a quarter note on C5, a quarter rest, and a quarter note on B4. The bass clef staff has a quarter note on A2, a quarter note on G2, a quarter rest, and a quarter note on F2.

Musical notation for the fourth measure of the exercise. The treble clef staff has a quarter note on B4, a quarter note on A4, a quarter rest, and a quarter note on G4. The bass clef staff has a whole note on E2.

Musical notation for the fifth measure of the exercise. The treble clef staff has a whole note on D5. The bass clef staff has a whole note on G2. A green box labeled "FINISH" is positioned above the first measure.

Sample

# MYSTERY PICTURE



Color each square using the Crayon Guide. For example, if the note inside a square is D on the bass staff, color that square green.


Sample

Treble Staff 	Treble Staff 	Treble Staff 	
Treble Staff 	Bass Staff 	Bass Staff 	Bass Staff 

# DARE TO DREAM

5  
2  
1

*f*

5  
2  
1

With pedal

*mf*

9

13

Sample

# DARE TO DREAM

Play two octaves higher than written.

1

*f*

5

Detailed description: This block contains the first four measures of the piano accompaniment. The music is in 3/4 time and begins with a forte (*f*) dynamic. The melody consists of quarter notes in the right hand and quarter notes in the left hand. A measure number '1' is placed above the first measure, and a '5' is placed below the first measure of the bass staff.

5

*mf*

1. Come on, let's o - pen the O - pen the  
2. The world is wat - ching, it wat - ching, it

Detailed description: This block contains measures 5 through 8. The dynamic is mezzo-forte (*mf*). The melody is identical to the first four measures. The lyrics are written below the treble staff. A large diagonal watermark 'Sample' is overlaid across the page.

9

Cheer so loud!  
Dare to dream!

Detailed description: This block contains measures 9 through 12. The melody continues with quarter notes. The lyrics 'Cheer so loud!' and 'Dare to dream!' are written below the treble staff. A large diagonal watermark 'Sample' is overlaid across the page.

13

*f*

Detailed description: This block contains the final four measures (13-16) of the piano accompaniment. The dynamic is forte (*f*). The melody consists of quarter notes in the right hand and quarter notes in the left hand. A measure number '13' is placed above the first measure.



Draw an X over  
one flame each day you  
practice with this book.

# PRACTICE TRACKER





CERTIFIC

ACHIEVEMENT

Presented to:

\_\_\_\_\_



YOUR PIANO SKILLS ARE

GOING TO TAKE YOU TO THE NEXT LEVEL OF FLIGHT

# BOOK LEVEL CHART FOR THE **VERY USEFUL PIANO LIBRARY**

PIANO GRADE	V. U. LEVEL	CONCEPTS (only main concepts listed)
<b>EARLY PRIMER</b>	<b>A</b>	black keys, finger numbers
	<b>B</b>	black keys, finger-number notes with rhythm
	<b>C</b>	alpha notes with rhythm (quarter, half, whole)
	<b>D</b>	early middle C position (ABCDE on the staff)
<b>MID PRIMER</b>	<b>E</b>	middle C position (all notes), stepping only
	<b>F</b>	middle C position, stepping only, 3/4 time
	<b>G</b>	middle C position, stepping and skipping
	<b>H</b>	C position, stacked notes
<b>LATE PRIMER</b>	<b>I</b>	C position, hands-together stepping
	<b>J</b>	C position, hands-together stepping and skipping
	<b>K</b>	C position, beginner LH accompaniment, quarter rests
<b>LEVEL 1A</b>	<b>L</b>	Level I-J-K concepts + staccato and legato
	<b>M</b>	treble C position, mid-piece hand movements
	<b>N</b>	harmonic intervals of a 2nd, 3rd, 4th, and 5th
<b>LEVEL 1B</b>	<b>O</b>	Level L-M-N concepts + accidentals (sharps and flats)
	<b>P</b>	Level L-M-N-O concepts + eighth notes
	<b>Q</b>	G position, low G position, accidentals, eighth notes

Thank you for previewing

**The Get Me To The  
Games Songbook,  
V. U. Level K**

[Click here to purchase this book.](#)