

THE MUSICAL MISADVENTURES OF



HOLIDAY SUPERHEROES

V. U. LEVEL I

A collage of sheet music pages for three songs. The first page is for 'SUPER RABBIT' (page 8) with a snowman illustration. The second page is for 'SUPER BEAR' (page 24) with a bear in a snow globe illustration and the lyrics 'I Saw Three Ships, Arr. | Andrea Dow'. The third page is for 'SUPER SHEEP' (page 7) with a sheep illustration and the lyrics 'Auld Lang Syne, Arr. | Andrea Dow'. Musical notation includes treble and bass clefs, notes, rests, and dynamic markings like 'mp'.

CHRISTMAS SONGS AND ACTIVITIES FOR
LATE PRIMER PIANO STUDENTS

This is a preview (14 of 32 pages).
Pages have been removed from
various sections.

THE MUSICAL MISADVENTURES OF
HOLIDAY
SUPERHEROES

— V. U. LEVEL I —



CHRISTMAS SONGS AND ACTIVITIES
FOR LATE PRIMER PIANO STUDENTS

Andrea and Trevor Dow's
VERY USEFUL PIANO LIBRARY

The Musical Misadventures of Holiday Superheroes by Andrea and Trevor Dow
Copyright © 2025 Teach Music Today Learning Solutions and WunderKeys Music
www.teachpianotoday.com and www.wunderkeys.com

All Rights Reserved. This book or parts thereof may not be reproduced in any form, stored in any retrieval system, or transmitted in any form by any means -electronic, mechanical, photocopy, recording, or otherwise - without prior written permission of the publisher, except as provided by copyright law.



4

Warm-Up Exercises

6

Super Beaver

8

Super Rabbit

10

Activity Set One

12

Super Snake

14

Super Sheep

16

Activity Set Two

18

Super Fox

20

Super Cat

22

Activity Set Three

24

Super Bear

26

Activity Set Four

28

Christmas Hero (Duet)

30

Practice Tracker

31

Certificate

32

Book Level Guide



Sample

... | Andrea Dow

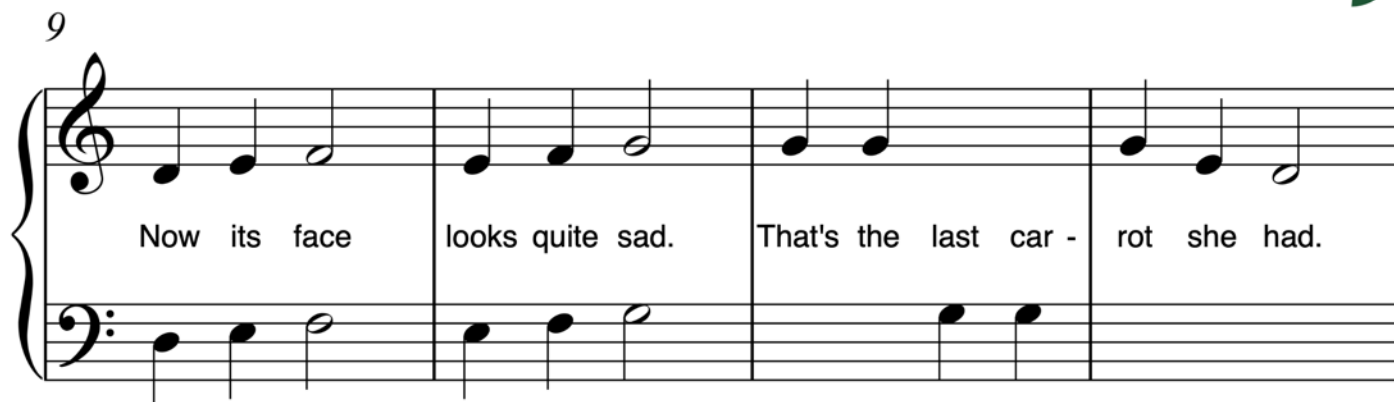
... a snow-man, dressed in win - ter clothes.

4

5


Rab - bit thought it looked quite tast - y, so she ate the nose!

9




Now its face looks quite sad. That's the last car - rot she had.

13



mp It's too snow - y for the car - rot



...su - per Rab - bit must go to the store!

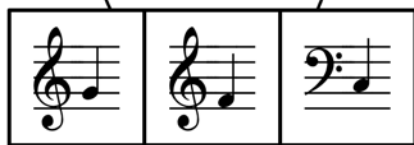
21 *Play one octave higher than written.* *Play two octaves higher than written.*



mp *p*

NOTE READING

Draw an X over the note beneath each snowman that matches the note name on its body.



Sample



9

Tan - gled, twis - ted, knot - ted, bunched, Snake is in a muck.

13

And when he plugs in the st...

Sample


...es - tive, but his tree looks quite bland.

21

He can't find his own way out, as he has no hands!

NOTE READING

Beginning at the snake and ending at the Christmas tree, draw a line that passes through seven note circles. In Box 1, write the name of each note in each circle that rests on your path. Next, draw a new path and write the note names in Box 2. Finally, play again.



Sample

1	
----------	--

2	
----------	--

3	
----------	--



Sample

... | Andrea Dow

ful sound, ring - ing through the night air?

4

5

I think some - one's car - ol - ing: Cat and Snake and Su - per Bear!

9

mp Ev - 'ry note is quite off key. There's no sense of mel - o - dy!

13

I can't tell which song they sing

Sample

...and of odd, they aim to bring Christ-mas Cheer.

21

I sup - pose I'll sing a - long... **Co - ver up your ears!**

SIGHT READING 1

Beginning at the **START** and ending at the **FINISH**, play the four measures of music that rest on the path. Next, use a colored crayon to draw a new four-measure path. Play again.



3

3

START

FINISH

Sample

9

Trapped with - in a snow - y dome,

This block contains the first system of musical notation, measures 9 through 12. It features a grand staff with a treble clef on the upper staff and a bass clef on the lower staff. The melody is written in the treble clef, with lyrics placed below the notes. The lyrics are: "Trapped with - in a snow - y dome,". The notes are quarter notes, with some having a fermata over them.

13

how will you ev

This block contains the second system of musical notation, measures 13 through 16. It features a grand staff with a treble clef on the upper staff and a bass clef on the lower staff. The melody is written in the treble clef, with lyrics placed below the notes. The lyrics are: "how will you ev". The notes are quarter notes, with some having a fermata over them.

Sample

ught with - out warn - ing!

This block contains the third system of musical notation, measures 17 through 20. It features a grand staff with a treble clef on the upper staff and a bass clef on the lower staff. The melody is written in the treble clef, with lyrics placed below the notes. The lyrics are: "ught with - out warn - ing!". The notes are quarter notes, with some having a fermata over them.

21

mp Now you'll miss Christ - mas morn - ing!

This block contains the fourth system of musical notation, measures 21 through 24. It features a grand staff with a treble clef on the upper staff and a bass clef on the lower staff. The melody is written in the treble clef, with lyrics placed below the notes. The lyrics are: "*mp* Now you'll miss Christ - mas morn - ing!". The notes are quarter notes, with some having a fermata over them. The system ends with a double bar line.

MYSTERY PICTURE



Color each square using the Crayon Guide. For example, if the note inside a square is D on the bass staff, color that square green.

Sample

Treble Staff



Treble Staff



Treble Staff



Treble Staff



Bass Staff



Bass Staff



Bass Staff



Bass Staff



Thank you for previewing

**The Musical Misadventures
Of Holiday Superheroes,
V. U. Level I**

[Click here to purchase this book.](#)