



With today's Ledger Line BINGO, students will get repeated exposure to key ledger line notes in F major and D minor. They'll reinforce these tricky notes in a way that feels more like fun and less like practice.

## LEDGER LINE BINGO

<b>B</b>			
<b>I</b>			
<b>N</b>			
<b>G</b>			
<b>O</b>			

**Instructions:** Roll a die. Find the note name below that matches the number rolled. Then draw an X over one note above that matches the number rolled. Repeat until you score a BINGO with five Xs in a row (center square is FREE). Note: Roll again if you roll a "6" or if all notes that match the note name have already been crossed out.

<b>F</b>	<b>G</b>	<b>A</b>	<b>B</b>	<b>C</b>

<b>B</b>					
<b>I</b>					
<b>N</b>					
<b>G</b>					
<b>O</b>					

**Instructions:** Roll a die. Find the note name below that matches the number rolled. Next, draw an X over one note above that matches the note name. Repeat until you score a BINGO with five Xs in a row (center square is FREE). Note: Roll again if you roll a "6" or if all notes that match the note name have already been crossed out in previous turns.

<b>A</b>	<b>B</b>	<b>C</b>	<b>D</b>	<b>E</b>



# Intermediate Piano

Composed in the keys of F major and D minor (two-octave scales), *The Scarlet Solos* is a story told through powerful piano pieces and their breathtaking melodies.

Your intermediate teen piano players will be captivated as they play through the soundtrack of this familiar tale, experienced in a brand new way!



## RED RIDING HOOD

IN F MAJOR AND D MINOR FOR INTERMEDIATE PIANO

V.U.  
LEVEL X




























the  
scarlet  
solos

ANDREA AND TREVOR DOW'S  
VERY USEFUL PIANO LIBRARY






AVAILABLE ON AMAZON

**BUY NOW**































*Andrea and Trevor Dow's*  
VERY USEFUL PIANO LIBRARY

<b>B</b>					
<b>I</b>					
<b>N</b>					
<b>G</b>					
<b>O</b>					

**Instructions:** Roll a die. Find the note name below that matches the number rolled. Next, draw an X over one note above that matches the note name. Repeat until you score a BINGO with five Xs in a row (center square is FREE). *Note: Roll again if you roll a "6" or if all notes that match the note name have already been crossed out in previous turns.*

				
<b>A</b>	<b>B</b>	<b>C</b>	<b>D</b>	<b>E</b>



**Instructions:** Roll a die. Find the note name below that matches the number rolled. Next, draw an X over one note above that matches the note name. Repeat until you score a BINGO with five Xs in a row (center square is FREE). *Note: Roll again if you roll a "6" or if all notes that match the note name have already been crossed out in previous turns.*

