




Use today's note printing activity to bring winter giggles to your piano studio.

WINTER NOTE PRINTING

SKATING 'ROUND

LET'S MAKE SOME MUSIC!



Musical notation for the first system of 'SKATING 'ROUND'. It consists of a grand staff with a treble clef and a bass clef, both in 4/4 time. The melody is written on the treble staff with four quarter notes: D, D, F, D. The bass staff contains three quarter notes: C, C, D. Lyrics are placed below the notes: 'Wear - ing all this hock - ey gear'.

Musical notation for the second system of 'SKATING 'ROUND'. It consists of a grand staff with a treble clef and a bass clef, both in 4/4 time. The melody is written on the treble staff with four quarter notes: D, F, D, F. The bass staff contains three quarter notes: E, C, D. Lyrics are placed below the notes: 'makes me won - der, makes me think,'.

note guides found in the middle of the grand (printing a note on the staff above or below quarter, half, or whole) matches the value of , perform it on the piano.

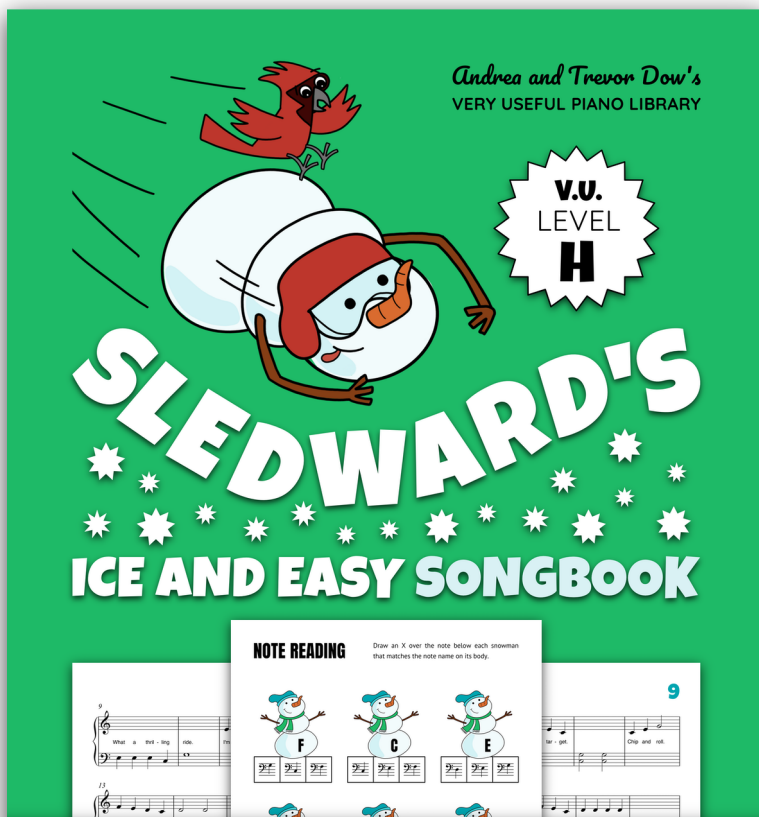
Blank musical notation for the third system, including a grand staff with treble and bass clefs. The bass staff contains three notes: a quarter note D with 'BASS' written above it and a downward arrow, a quarter note C with 'BASS' written above it and a downward arrow, and a quarter note D with a downward arrow. Lyrics below are 'me to be'.

Blank musical notation for the fourth system, including a grand staff with treble and bass clefs. The bass staff contains one note: a quarter note D with a downward arrow and the word 'rink!' below it.

MID-PRIMER MUSIC

Sledward's Ice And Easy Songbook is jam-packed with mid-primer piano pieces, note reading games, warm-up exercises, sight reading and rhythm activities, a practice tracker, and a certificate of achievement.

The music in this book will help young students gain confidence playing in C 5-finger scales.



AVAILABLE ON AMAZON





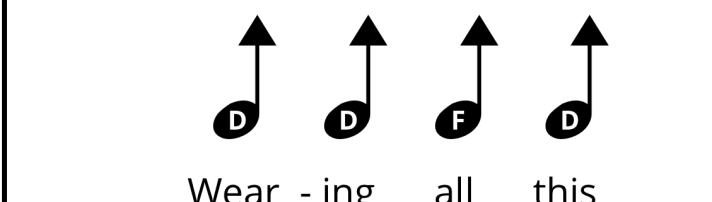

Andrea and Trevor Dow's
VERY USEFUL PIANO LIBRARY

SUPPLEMENTARY SONGS AND ACTIVITIES
FOR MID-PRIMER PIANO STUDENTS


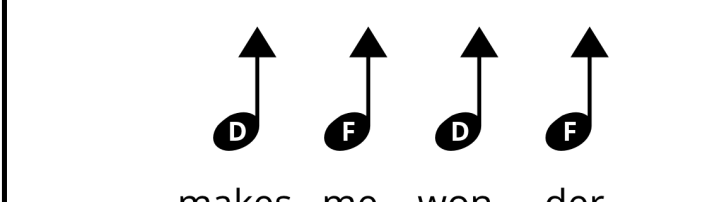

SKATING 'ROUND

LET'S MAKE SOME MUSIC!



	
<p>Wear - ing all this</p>	
	
<p>hock - ey gear</p>	
	

3

	
<p>makes me won - der,</p>	
	
<p>makes me think,</p>	
	



Let's make some music in C position! Use the note guides found in the middle of the grand staff to help you complete this piece. When printing a note on the staff above or below each note guide, make sure your note value (quarter, half, or whole) matches the value of the note guide. When you have built this piece, perform it on the piano.

5

Musical notation for measures 5 and 6. The grand staff consists of a treble clef on the top staff and a bass clef on the bottom staff. In measure 5, the treble staff has four note guides: D, D, F, and D. Below these are the lyrics "Is it safe for". In measure 6, the bass staff has three note guides: C (labeled BASS), C (labeled BASS), and D. Below these are the lyrics "me to be".

7

Musical notation for measures 7 and 8. The grand staff consists of a treble clef on the top staff and a bass clef on the bottom staff. In measure 7, the bass staff has four note guides: C (labeled BASS), C (labeled BASS), C (labeled BASS), and C (labeled BASS). Below these are the lyrics "skat - ing 'round this". In measure 8, the treble staff has one note guide: D. Below it is the lyric "rink!".