











Andrea and Trevor Dow's  
VERY USEFUL PIANO LIBRARY



# The **UNDERSEA** **ALPHA NOTE SONGBOOK**

**NAMING KEYS** Draw an X over the marked keyboard below each submarine that matches the key name on its stern.

**HANG T**  
Play two octaves higher than written.  
RH  
LH  
Shel - lo, bud - dy! Come and catch  
5

**O LONG** 29  
octave higher than written.  
1  
go. I hope you enjoyed the show!


PRE-READING SONGS AND ACTIVITIES  
**FOR EARLY PRIMER PIANO STUDENTS**

This is a preview (18 of 32 pages).  
Pages have been removed from  
various sections.

# THE UNDERSEA ALPHA NOTE

SONGBOOK

—V. U. LEVEL C—



PRE-READING SONGS AND ACTIVITIES  
FOR EARLY PRIMER PIANO STUDENTS

*Andrea and Trevor Dow's*  
VERY USEFUL PIANO LIBRARY

The Undersea Alpha Note Songbook by Andrea and Trevor Dow  
Copyright © 2024 Teach Music Today Learning Solutions and WunderKeys Music  
[www.teachpianotoday.com](http://www.teachpianotoday.com) and [www.wunderkeys.com](http://www.wunderkeys.com)

All Rights Reserved. This book or parts thereof may not be reproduced in any form, stored in any retrieval system, or transmitted in any form by any means -electronic, mechanical, photocopy, recording, or otherwise - without prior written permission of the publisher, except as provided by copyright law.

# Andrea and Trevor Dow's

## VERY USEFUL PIANO LIBRARY




## STUDENT INSTRUCTIONS

---

With this resource you will improve your keyboard awareness while playing *alpha notes* in middle C position.

The music in this pre-reading book is composed on the Wunder Staff. Alpha notes placed on the RH section are played with your right hand and alpha notes placed on the LH section are played with your left hand. The Wunder Staff helps you to see if alpha notes are moving up, moving down, or repeating.

The fingers on your right hand (RH) are numbered 1 to 5, beginning with your thumb. The fingers on your left hand (LH) are also numbered 1 to 5, beginning with your thumb. The Keyboard Guide on each song page will show you where to place your fingers on the white keys.



**4**

RH Exercises

**6**

Off We Go

**8**

Eight Arms

**10**

Activity Set One

**12**

LH Exercises

**14**

The Dark

**16**

'Round The Rocks

**18**

Activity Set Two

**20**

Hang Ten

**22**

Activity Set Three

**24**

Swim With Me

**26**

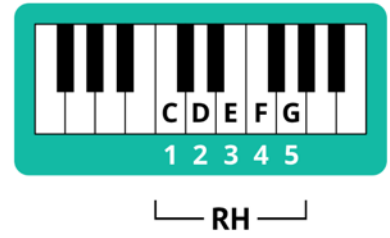

Activity Set Four

**28**

So Long

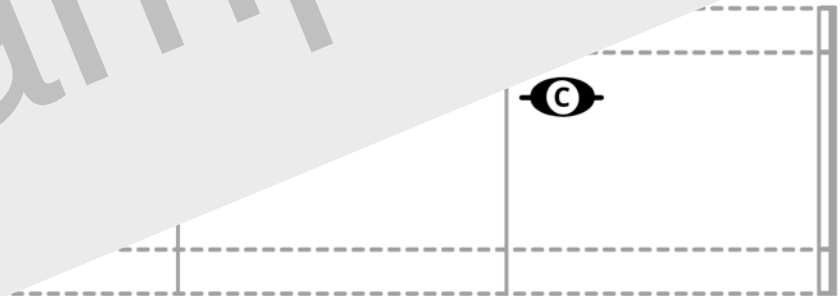
**30**

Practice Tracker / Certificate



# RH EXERCISE 1

Sample



# EXERCISE 2

RH	
LH	

### RH EXERCISE 3


Musical notation for RH Exercise 3. The staff is labeled 'RH' and 'LH'. The right hand part consists of three measures. The first measure contains a triplet of notes: E (quarter), F (quarter), and G (quarter), with a '3' above the first note. The second measure contains G (quarter), F (quarter), and E (quarter). The third measure contains E (quarter), F (quarter), G (quarter), F (quarter), E (quarter), D (quarter), and C (quarter). The left hand part is empty.

### RH EXERCISE 4

Musical notation for RH Exercise 4. The staff is labeled 'RH' and 'LH'. The right hand part consists of three measures. The first measure contains G (quarter), F (quarter), and E (quarter). The second measure contains E (quarter), D (quarter), and C (quarter). The third measure contains C (quarter), D (quarter), E (quarter), F (quarter), E (quarter), D (quarter), and C (quarter). The left hand part is empty.

### RH EXERCISE 5

Musical notation for RH Exercise 5. The staff is labeled 'RH' and 'LH'. The right hand part consists of three measures. The first measure contains a quintuplet of notes: G (quarter), F (quarter), E (quarter), E (quarter), and E (quarter), with a '5' above the first note. The second measure contains E (quarter), D (quarter), and C (quarter). The third measure contains C (quarter), D (quarter), E (quarter), F (quarter), E (quarter), D (quarter), and C (quarter). The left hand part is empty.



RH

# OFF WE GO TEACHER

5 2 1

9 3

The musical score is written in bass clef with a 4/4 time signature. It consists of two systems of staves. The first system shows the beginning of the piece with a large 'Sample' watermark overlaid. The second system shows measures 9 through 12, including a triplet of eighth notes in the first measure of the upper staff.

# OFF WE GO

Play one octave higher than written.

**RH**

Let's dive! Come with me deep be - neath the shin - i

**LH**

Detailed description: This block contains the first system of a musical score. It features a right-hand (RH) staff with a treble clef and a left-hand (LH) staff with a bass clef. The RH staff contains four measures of music. The first measure has a treble clef and a single note E on the first line, with a '3' above it. The second measure has a single note E on the first line. The third measure has three notes: E on the first line, D on the first space, and C on the first space. The fourth measure has four notes: D on the first space, D on the first space, D on the first space, and D on the first space. The fifth measure has three notes: C on the first space, D on the first space, and E on the first line. The LH staff is empty. The lyrics 'Let's dive! Come with me deep be - neath the shin - i' are written below the RH staff.

Sample

- cean blue.

Detailed description: This block shows a continuation of the musical score, partially obscured by a diagonal watermark. It features a right-hand (RH) staff with a treble clef and a left-hand (LH) staff with a bass clef. The RH staff contains one measure with a single note C on the first space. The lyrics '- cean blue.' are written below the RH staff.

**RH**




Let's dive down be - low. Read - y? Off we go!

**LH**





Detailed description: This block contains the second system of a musical score. It features a right-hand (RH) staff with a treble clef and a left-hand (LH) staff with a bass clef. The RH staff contains four measures of music. The first measure has a treble clef and a single note D on the first space. The second measure has a single note D on the first space. The third measure has three notes: C on the first space, D on the first space, and E on the first line. The fourth measure has four notes: D on the first space, D on the first space, D on the first space, and D on the first space. The fifth measure has a single note C on the first space. The LH staff is empty. The lyrics 'Let's dive down be - low. Read - y? Off we go!' are written below the RH staff.

# NAMING KEYS

Draw an X over the marked keyboard below each submarine that matches the key name on its stern.



Sample





LH

# THE DARK TEACHER

5 3

9 5 1

# THE DARK

Play one octave higher than written.

**RH**

Come a lit - tle clos - er, lured in by my light.

**LH**

3

**RH**

...nt bite.

**LH**

B B B A

**RH**

In the deep, dark o - cean, I'll give you a fright!

**LH**

A B C B A A B B B B A

# KEYBOARD AWARENESS

Beginning at the submarine and ending at the seahorse, draw a line that passes through seven keyboard circles. In Box 1, write the name of each marked key in each circle that rests on your path. Next, draw a new path and write the names in Box 2. Finally, play again.

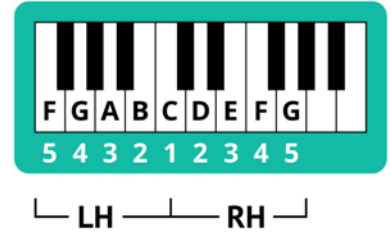


The grid contains 15 circular icons arranged in a roughly triangular pattern. The icons are: a submarine (top center), a seahorse (top right), and several piano keyboard sections (black and white keys) scattered throughout. A large, light gray diagonal watermark with the word 'Sample' is overlaid across the entire grid.

<b>1</b>	
----------	--

<b>2</b>	
----------	--

<b>3</b>	
----------	--



# HANG TEN TEACHER

Sample

A musical score for the piece 'Hang Ten'. The score is written in 4/4 time and consists of three systems of music. Each system has a treble clef on the top staff and a bass clef on the bottom staff. The first system shows the beginning of the piece with a triplet of eighth notes in the treble staff. The second system continues the melody and accompaniment. The third system concludes the piece with a final chord in the treble staff and a whole note in the bass staff. A large, light gray watermark with the word 'Sample' is overlaid diagonally across the entire page.

# HANG TEN

Play two octaves higher than written.

**RH**

Shel - lo, bud - dy! Come and catch a wave with me.

**LH**

5

**RH**

ed.

**RH**


Hang - ing ten up - on the blue, fills my heart with glee.

**LH**

5

# RH SIGHT READING

Beginning at the **START** and ending at the **FINISH**, play the four measures of music that rest on the path. Next, use a colored crayon to draw a new four-measure path. Play again.



RH

1

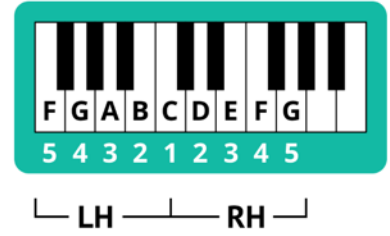
RH

RH

FINISH

RH

Sample



# SWIM WITH ME TEACHER

5 2 1

The musical score is written in 4/4 time and consists of two systems. The first system shows the beginning of the piece with a treble clef and a bass clef. The second system continues the melody and accompaniment. A large, semi-transparent 'Sample' watermark is overlaid diagonally across the entire page.

# SWIM WITH ME

Play one octave higher than written.

**RH** 5  
G F E D C C C  
I am play - ful as can be. Do you want to swim with me?


**LH**  
G G A B C

**RH**  
G  
...ke me grin.

**LH**  
G A B C C C


**RH**  
D E D E F E D  
In my play-ground 'neath the sea, you'll be hap - py as can be!

**LH**  
G G A B C B C



Draw an X over  
1 porthole each day you  
practice with this book.

# PRACTICE TRACKER





CE


Presented to:

\_\_\_\_\_

YOUR PIANO SKILL



ACHIEVEMENT



WELCOME!

Thank you for previewing

**The Undersea Alpha Note  
Songbook, V. U. Level C**

[Click here to purchase this book.](#)