



Today's resource brings some holiday cheer into practice sessions with a twist of surprise and a sprinkle of motivation. Think of it as a mini advent calendar... but with piano practice instead of chocolates.

## CHRISTMAS RECITAL PRACTICE

# ROLL-A-TASK

## CHRISTMAS RECITAL PREP

	Practice with one hand at a time to master the tricky parts.	Play your piece slowly and see how perfect you can make it.	Find all of the staccatos, slurs, and dynamics. Play them perfectly.	Say or sing the note names as you play your piece.
	Play the same part three different ways: excited, sleepy, and playful.	Pick a random spot in your piece and start playing from there.	Ask someone to make noise while you play. Practice staying focused.	Play through your piece three times. Increase your speed each time.
	Record yourself playing and watch the video to see what you can improve.	Put on your recital clothes. Play just like you would at the concert.	Pretend you made a mistake and practice fixing it without stopping.	Play for a family member and ask them to tell you three things they liked.
	Tap the rhythm of your piece without playing the notes on the piano.	Try playing your whole piece very quietly, like a whisper.	Move your hands one octave higher and play your piece there.	Pretend to play your piece on a table to build muscle memory.
	Cover a line of music. Play your piece, including the covered line.	Ask a friend to yell, "Freeze!" while you play. When they say, "Go!" start again.	Play a part of your piece wrong. See if someone can find your error!	Pick a hard part and play it three times in a row without making an error.
	Play your piece really fast, without making any mistakes!	Move your hands one octave lower and play your piece there.	Make the loud parts louder and the quiet parts even quieter.	After finishing your piece, hold a bow for five seconds.

# TASK

## ITAL PREP

Find all of the staccatos, slurs, and dynamics. Play them perfectly.	Say or sing the note names as you play your piece.
Ask someone to make noise while you play. Practice staying focused.	Play through your piece three times. Increase your speed each time.
Pretend you made a mistake and practice fixing it without stopping.	Play for a family member and ask them to tell you three things they liked.
Move your hands one octave higher and play your piece there.	Pretend to play your piece on a table to build muscle memory.
Play a part of your piece wrong. See if someone can find your error!	Pick a hard part and play it three times in a row without making an error.
Make the loud parts louder and the quiet parts	After finishing your piece, hold a bow for five

# CHRISTMAS IS NEXT! TRY THIS...

*Jolly Old St. Nicholas Needs A Brand New Sleigh* is composed in C position and treble C position. Level 1A piano students using this book will gain confidence playing Christmas music that includes harmonic intervals.

Inside you will discover 8 piano pieces, interval and note reading games, warm-up exercises, sight-reading activities, a practice tracker, and a certificate of achievement.



ANDREA AND TREVOR DOW'S VERY USEFUL PIANO LIBRARY

**V.U.  
LEVEL  
N**

**JOLLY OLD ST. NICHOLAS NEEDS A  
BRAND NEW SLEIGH**

**INTERVAL READING**

Beginning at the cow and ending at the tractor, draw a line that passes through seven interval circles. In Box 1, write the name of each interval in each circle that ends on your path. Now, draw a new path and write the interval names in Box 2. Finally, play again.

**CHRISTMAS SONGS AND ACTIVITIES  
FOR LEVEL 1A PIANO STUDENTS**

AVAILABLE ON AMAZON



*Andrea and Trevor Dow's*  
VERY USEFUL PIANO LIBRARY

# CHRISTMAS IS NEXT! TRY THIS...


**Fa La La Late For Christmas** is jam-packed with holiday tunes, note reading games, warm-up exercises, a rhythm activity, a sight reading activity, a practice tracker, and a certificate of achievement.

Composed in middle C position and in 3/4 time, the traditional Christmas carols in this book are arranged to match the pedagogical development of mid-primer piano students.



ANDREA AND TREVOR DOW'S VERY USEFUL PIANO LIBRARY

## FA LA LA LATE FOR CHRISTMAS



AVAILABLE ON AMAZON




*Andrea and Trevor Dow's*  
VERY USEFUL PIANO LIBRARY

CHRISTMAS SONGS AND ACTIVITIES IN 3/4 TIME  
**FOR MID-PRIMER PIANO STUDENTS**



# ROLL-A-TASK

## CHRISTMAS RECITAL PREP




Practice with one hand at a time to master the tricky parts.

Play your piece slowly and see how perfect you can make it.

Find all of the staccatos, slurs, and dynamics. Play them perfectly.

Say or sing the note names as you play your piece.




Play the same part three different ways: excited, sleepy, and playful.

Pick a random spot in your piece and start playing from there.

Ask someone to make noise while you play. Practice staying focused.

Play through your piece three times. Increase your speed each time.




Record yourself playing and watch the video to see what you can improve.

Put on your recital clothes. Play just like you would at the concert.

Pretend you made a mistake and practice fixing it without stopping.

Play for a family member and ask them to tell you three things they liked.




Tap the rhythm of your piece without playing the notes on the piano.

Try playing your whole piece very quietly, like a whisper.

Move your hands one octave higher and play your piece there.

Pretend to play your piece on a table to build muscle memory.




Cover a line of music. Play your piece, including the covered line.

Ask a friend to yell, "Freeze!" while you play. When they say, "Go!" start again.

Play a part of your piece wrong. See if someone can find your error!

Pick a hard part and play it three times in a row without making an error.



Play your piece really fast, without making any mistakes!

Move your hands one octave lower and play your piece there.

Make the loud parts louder and the quiet parts even quieter.

After finishing your piece, hold a bow for five seconds.