

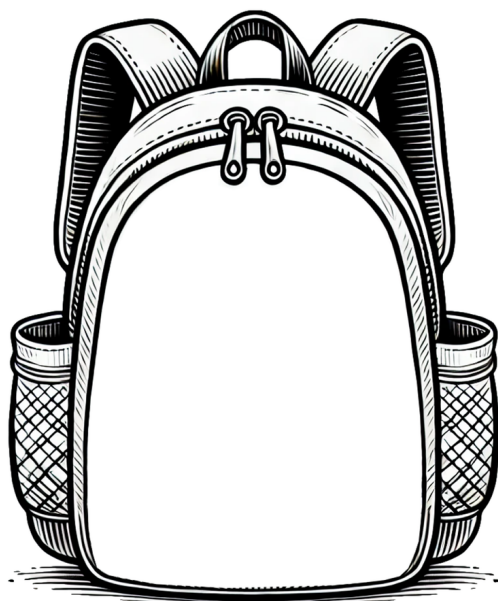


With today's note reading activity, students will draw a backpack full of school supplies while learning notes in the C 5-finger scales.

**NOTE READING DOODLES**


**DOODLE-IT NOTE READING**

**BACK TO SCHOOL**



C	D	E	F	G
Draw one pencil in the backpack.	Draw one pair of scissors in the backpack.	Draw one glue stick in the backpack.	Draw one notebook in the backpack.	Draw one calculator in the backpack.

See reverse for instructions



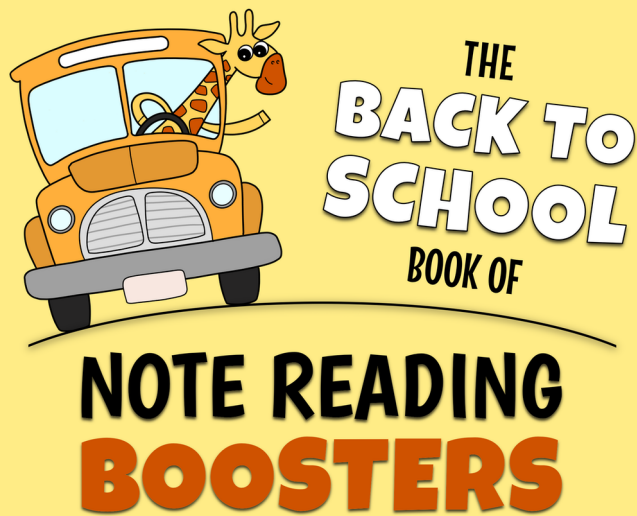
# ACTIVITY BOOK

WUNDERKEYS MUSIC BOOKS

With this book, you and your students have a jam-packed resource that can be used at home for extra practice or during lessons for off-the-bench activities.

Inside, your students will discover back-to-school-themed mazes, color-it mystery pictures, word searches, pattern play, dot-to-dot journeys, tic tac toe, and board games; all designed to reinforce note reading in C position.

In addition, the book includes a build-your-own note printing solo, a mix and match sight reading solo, and a make-a-motive composing solo.



AVAILABLE ON AMAZON

**BUY NOW**

*Andrea and Trevor Dow's*  
VERY USEFUL PIANO LIBRARY

C POSITION GAMES, COLORING, MAZES, AND MORE  
V. U. PIANO LIBRARY COMPANION SERIES

# DOODLE-IT NOTE READING

## BACK TO SCHOOL



C	D	E	F	G
Draw one pencil in the backpack.	Draw one pair of scissors in the backpack.	Draw one glue stick in the backpack.	Draw one notebook in the backpack.	Draw one calculator in the backpack.

*See reverse for instructions*

# BACK to SCHOOL

# DOODLE-IT

## NOTE READING



1. To get started, you will need the activity sheet, the playing cards, and pencil crayons.
2. First, shuffle the cards. Remove the top card and name the note on the back.
3. Next, on the activity page, locate the note name corresponding to the note image on the card from Step 2.
4. Follow the drawing instructions next to the note name located in Step 3.
5. Repeat Steps 2 to 4 ten more times.
6. Color your Back To School Doodles and share the picture with your teacher.

# INSTRUCTIONS



**BACK** to **SCHOOL**  
DOODLE-IT

NOTE READING



**BACK** to **SCHOOL**  
DOODLE-IT

NOTE READING



**BACK** to **SCHOOL**  
DOODLE-IT

NOTE READING



**BACK** to **SCHOOL**  
DOODLE-IT

NOTE READING



**BACK** to **SCHOOL**  
DOODLE-IT

NOTE READING



**BACK** to **SCHOOL**  
DOODLE-IT

NOTE READING



**BACK** to **SCHOOL**  
DOODLE-IT

NOTE READING




**BACK** to **SCHOOL**  
DOODLE-IT

NOTE READING



**BACK** to **SCHOOL**  
DOODLE-IT

NOTE READING





**BACK** to **SCHOOL**  
DOODLE-IT

NOTE READING



**BACK** to **SCHOOL**  
DOODLE-IT

NOTE READING



**BACK** to **SCHOOL**  
DOODLE-IT

NOTE READING



**BACK** to **SCHOOL**  
DOODLE-IT

NOTE READING



**BACK** to **SCHOOL**  
DOODLE-IT

NOTE READING



**BACK** to **SCHOOL**  
DOODLE-IT

NOTE READING



**BACK** to **SCHOOL**  
DOODLE-IT

NOTE READING



**BACK** to **SCHOOL**  
DOODLE-IT

NOTE READING



**BACK** to **SCHOOL**  
DOODLE-IT

NOTE READING





**BACK** to **SCHOOL**  
DOODLE-IT

NOTE READING



**BACK** to **SCHOOL**  
DOODLE-IT

NOTE READING



**BACK** to **SCHOOL**  
DOODLE-IT

NOTE READING



**BACK** to **SCHOOL**  
DOODLE-IT

NOTE READING



**BACK** to **SCHOOL**  
DOODLE-IT

NOTE READING



**BACK** to **SCHOOL**  
DOODLE-IT

NOTE READING



**BACK** to **SCHOOL**  
DOODLE-IT

NOTE READING



**BACK** to **SCHOOL**  
DOODLE-IT

NOTE READING



**BACK** to **SCHOOL**  
DOODLE-IT

NOTE READING





**BACK** to **SCHOOL**  
DOODLE-IT

NOTE READING



**BACK** to **SCHOOL**  
DOODLE-IT

NOTE READING



**BACK** to **SCHOOL**  
DOODLE-IT

NOTE READING



**BACK** to **SCHOOL**  
DOODLE-IT

NOTE READING



**BACK** to **SCHOOL**  
DOODLE-IT

NOTE READING



**BACK** to **SCHOOL**  
DOODLE-IT

NOTE READING



**BACK** to **SCHOOL**  
DOODLE-IT

NOTE READING



**BACK** to **SCHOOL**  
DOODLE-IT

NOTE READING



**BACK** to **SCHOOL**  
DOODLE-IT

NOTE READING

