




Who says BINGO is just for big groups? We've turned this classic game into a one-person piano adventure with "One-Player Note Reading Bingo"!

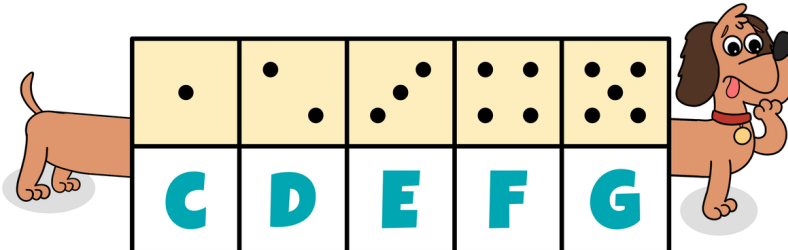
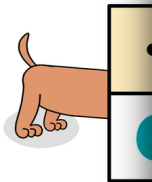
NOTE READING BINGO



Instructions: Roll a die and draw an X over one note with 5 Xs in a row (vertical, horizontal, or diagonal).

Instructions: Roll a die. Find the note name below that matches the number rolled. Then, draw an X over one note above that matches the note name. Repeat until you score a BINGO with 5 Xs in a row (vertical, horizontal, or diagonal). *Note: Roll again if you roll a "6" or if all notes that match the note name have already been crossed out in previous turns.*

number rolled. Then, you score a BINGO you roll a "6" or if all notes that match the note name have already been crossed out in previous turns.



PRIMER MUSIC

WUNDERKEYS MUSIC BOOKS

Composed for mid-primer piano students, **Who Slobbered On My Songbook?** is packed with piano pieces and activities that reinforce playing in the C 5-finger scales.

This resource follows the adventures of a homework-hungry dog who has been framed for a chewy crime he didn't commit.

Inside you will find 7 piano solos, a teacher-student duet, warm-up exercises, note reading games, sight-reading and rhythm activities, a practice tracker, and a certificate.



Andrea and Trevor Dow's
VERY USEFUL PIANO LIBRARY

**V.U.
LEVEL
H**

**WHO SLOBBERED ON MY
SONGBOOK?**

NOTE READING

Beginning at the dog and ending at the hamster, draw a line that passes through seven note circles. In Box 1, write the name of each note in each circle that rests on your path. Next, draw a new path and write the note names in Box 2. Finally, draw again.

17






















21

SUPPLEMENTARY SONGS AND ACTIVITIES
FOR MID-PRIMER PIANO STUDENTS

AVAILABLE ON AMAZON

BUY NOW

Andrea and Trevor Dow's
VERY USEFUL PIANO LIBRARY

B					
I					
N					
G					
O					

Instructions: Roll a die. Find the note name below that matches the number rolled. Then, draw an X over one note above that matches the note name. Repeat until you score a BINGO with 5 Xs in a row (vertical, horizontal, or diagonal). *Note: Roll again if you roll a "6" or if all notes that match the note name have already been crossed out in previous turns.*

