




With our *Jolly Roger Draw-It Note Reading* students will create a pirate picture while learning notes in the treble C 5-finger scale.

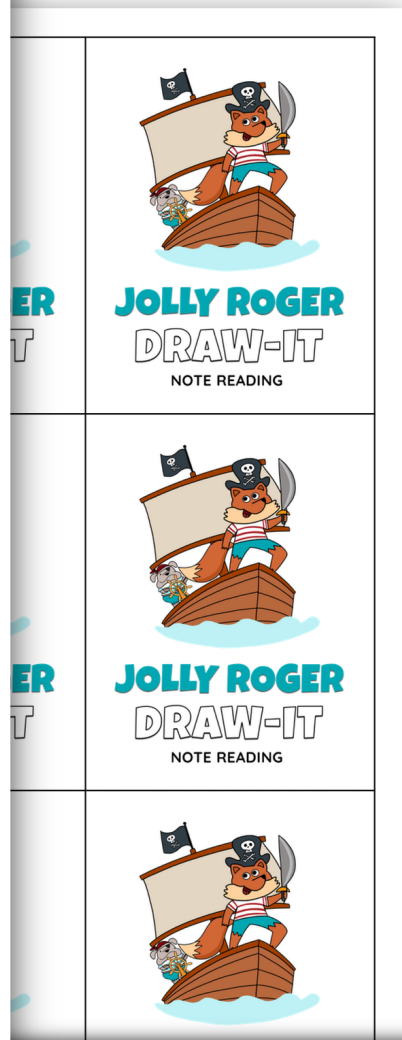
DRAW-IT NOTE READING

JOLLY ROGER
DRAW-IT
NOTE READING



TREBLE	TREBLE	TREBLE	TREBLE	TREBLE
C	D	E	F	G
Draw one treasure chest on the island.	Draw one crab on the island.	Draw one shark in the water around the island.	Draw one pirate on the island.	Draw one coconut in the palm tree.

See reverse for instructions

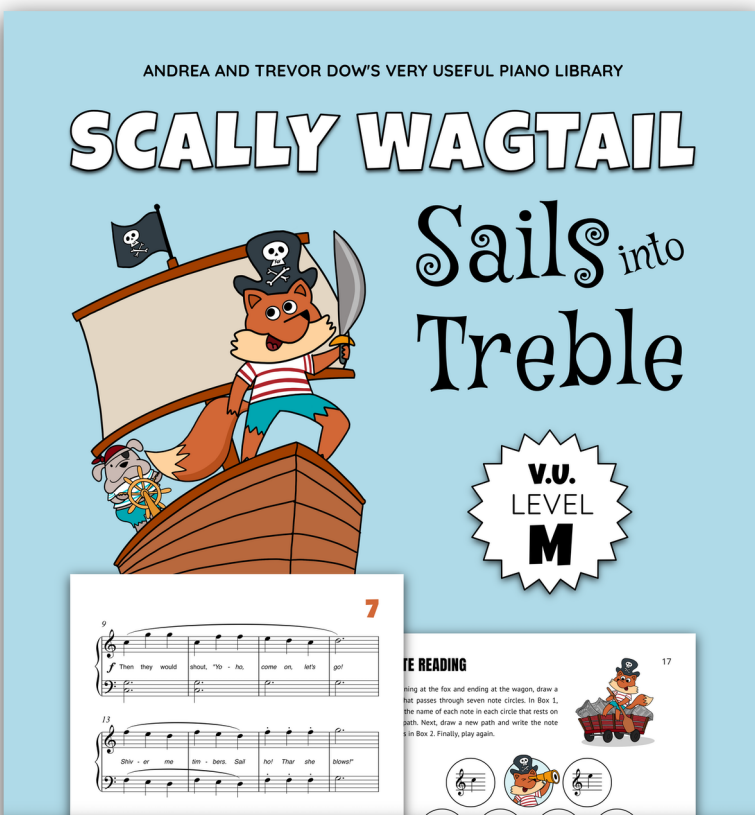


PIRATE MUSIC

Do your students long for a life at sea?

Scally Wagtail Sails Into Treble is a level 1A piano book with music that includes the treble C 5-finger scale.

This exciting resource contains piano songs, note reading games, warm-up exercises, a rhythm activity, sight reading activities, a practice tracker, and a certificate of achievement.



AVAILABLE ON AMAZON

BUY NOW


Andrea and Trevor Dow's
VERY USEFUL PIANO LIBRARY

TREBLE C POSITION SONGS AND ACTIVITIES
FOR LEVEL 1A PIANO STUDENTS

JOLLY ROGER

DRAW-IT

NOTE READING



TREBLE

TREBLE

TREBLE

TREBLE

TREBLE

C

D

E

F

G

Draw one treasure chest on the island.

Draw one crab on the island.

Draw one shark in the water around the island.

Draw one pirate on the island.

Draw one coconut in the palm tree.

See reverse for instructions

JOLLY ROGER

DRAW-IT

NOTE READING



1. To get started, you will need the activity sheet, the playing cards, and pencil crayons.
2. First, shuffle the cards. Remove the top card and name the note on the back.
3. Next, on the activity page, locate the note name corresponding to the note image on the card from Step 2.
4. Follow the drawing instructions next to the note name located in Step 3.
5. Repeat Steps 2 to 4 fourteen more times.
6. Color your picture and share it with your teacher.

INSTRUCTIONS



JOLLY ROGER

DRAW-IT

NOTE READING



JOLLY ROGER

DRAW-IT

NOTE READING



JOLLY ROGER

DRAW-IT

NOTE READING



JOLLY ROGER

DRAW-IT

NOTE READING



JOLLY ROGER

DRAW-IT

NOTE READING



JOLLY ROGER

DRAW-IT

NOTE READING



JOLLY ROGER

DRAW-IT

NOTE READING



JOLLY ROGER

DRAW-IT

NOTE READING



JOLLY ROGER

DRAW-IT

NOTE READING





JOLLY ROGER
DRAW-IT
NOTE READING



JOLLY ROGER
DRAW-IT
NOTE READING



JOLLY ROGER
DRAW-IT
NOTE READING



JOLLY ROGER
DRAW-IT
NOTE READING



JOLLY ROGER
DRAW-IT
NOTE READING



JOLLY ROGER
DRAW-IT
NOTE READING



JOLLY ROGER
DRAW-IT
NOTE READING



JOLLY ROGER
DRAW-IT
NOTE READING



JOLLY ROGER
DRAW-IT
NOTE READING





JOLLY ROGER

DRAW-IT

NOTE READING



JOLLY ROGER

DRAW-IT

NOTE READING



JOLLY ROGER

DRAW-IT

NOTE READING



JOLLY ROGER

DRAW-IT

NOTE READING



JOLLY ROGER

DRAW-IT

NOTE READING



JOLLY ROGER

DRAW-IT

NOTE READING



JOLLY ROGER

DRAW-IT

NOTE READING



JOLLY ROGER

DRAW-IT

NOTE READING



JOLLY ROGER

DRAW-IT

NOTE READING

