


ONE SMART COOKIE'S TASTY TUNES



Andrea and Trevor Dow's
VERY USEFUL PIANO LIBRARY

16

On each staff, draw a note that matches the note name.

NOTE PRINTING

9

so he'll think I'm sick.

Dog, you'd bet - ter stop!

7

Can we not stop feud - ing?

I'm not meant to have a pet!


SUPPLEMENTARY SONGS AND ACTIVITIES
FOR MID-PRIMER PIANO STUDENTS

This is a preview (18 of 32 pages).
Pages have been removed from
various sections.

ONE SMART COOKIE'S TASTY TUNES

— V. U. LEVEL G —


SUPPLEMENTARY SONGS AND ACTIVITIES
FOR MID-PRIMER PIANO STUDENTS



Andrea and Trevor Dow's
VERY USEFUL PIANO LIBRARY

One Smart Cookie's Tasty Tunes by Andrea and Trevor Dow
Copyright © 2024 Teach Music Today Learning Solutions and WunderKeys Music
www.teachpianotoday.com and www.wunderkeys.com

All Rights Reserved. This book or parts thereof may not be reproduced in any form, stored in any retrieval system, or transmitted in any form by any means - electronic, mechanical, photocopy, recording, or otherwise - without prior written permission of the publisher, except as provided by copyright law.



4

Warm-Up Exercises

6

Delicious

8

Contagious

10

Activity Set One

12

Disguised

14

Dipped

16

Activity Set Two

18

Camouflage

20

Submerged

22

Activity Set Three

24

The Answer

26

Activity Set Four

28

Raisins (Duet)

30


Practice Tracker

31

Certificate

32

Book Level Guide



DISCUSS

Sample

Musical score with lyrics:

-	to a shape,	this is my chance	to es - cape!
---	-------------	-------------------	---------------

9

mp I can see it in your eyes; I'm a treat you rec - og - nize.

This musical system contains four measures. The first measure starts with a piano dynamic marking (*mp*) and the lyrics "I can see it". The second measure continues with "in your eyes;". The third measure has "I'm a treat you" and the fourth measure ends with "rec - og - nize.". The melody is written on a treble clef staff, and the bass line is on a bass clef staff.

13


Now we're back to play - ing chase. I look bet

This musical system contains four measures. The first measure has the lyrics "Now we're back to". The second measure has "play - ing chase.". The third measure has "I look bet" and the fourth measure is partially obscured by a watermark.

17

ic - ing, sick - ly sweet, I am not good for your teeth!

This musical system contains four measures. The first measure has the lyrics "ic - ing,". The second measure has "sick - ly sweet,". The third measure has "I am not good" and the fourth measure ends with "for your teeth!".



DIP

Sample

musical notation with lyrics: nave ar - mor to fend off a bite.

9

f I'll stand on guard. I'm not a - fraid.

This block contains the first system of musical notation, measures 9 through 12. It features a grand staff with a treble clef on the upper staff and a bass clef on the lower staff. The melody is written in the treble clef, and the bass line is in the bass clef. The lyrics are: "I'll stand on guard. I'm not a - fraid." The word "a" is hyphenated across measures 10 and 11. The system ends with a fermata over the final note.

13

My co - coa coat - ing will keep him

This block contains the second system of musical notation, measures 13 through 16. It features a grand staff with a treble clef on the upper staff and a bass clef on the lower staff. The melody is written in the treble clef, and the bass line is in the bass clef. The lyrics are: "My co - coa coat - ing will keep him". The words "co - coa" are hyphenated across measures 13 and 14. The system ends with a fermata over the final note.


17

ther live to see an - oth - er day!

This block contains the third system of musical notation, measures 17 through 20. It features a grand staff with a treble clef on the upper staff and a bass clef on the lower staff. The melody is written in the treble clef, and the bass line is in the bass clef. The lyrics are: "ther live to see an - oth - er day!". The words "an - oth" are hyphenated across measures 19 and 20. The system ends with a fermata over the final note.

NOTE READING

Beginning at the dog and ending at the cookie, draw a line that passes through seven note circles. In Box 1, write the name of each note in each circle that rests on your path. Next, draw a new path and write the note names in Box 2. Finally, play again.



Sample

1		2		3	
---	--	---	--	---	--



SUBMIT



Sample

my	clev - er	plans	have worked just	yet.

9

I need to hide some - where that's safe.

4

Detailed description: This block contains musical notation for measures 9 through 12. The music is written on a grand staff with a treble clef on the upper staff and a bass clef on the lower staff. The lyrics are: "I need to hide some - where that's safe." The melody consists of quarter notes in the treble clef, and the bass line consists of quarter notes in the bass clef. A measure rest of 4 measures is indicated below the bass staff at the beginning of the first measure.

13

I'll stay sub - merged in this milk - v

Detailed description: This block contains musical notation for measures 13 through 16. The music is written on a grand staff with a treble clef on the upper staff and a bass clef on the lower staff. The lyrics are: "I'll stay sub - merged in this milk - v". The melody consists of quarter notes in the treble clef, and the bass line consists of quarter notes in the bass clef.

17

stay here on - ly crumbs will re - main!

Detailed description: This block contains musical notation for measures 17 through 20. The music is written on a grand staff with a treble clef on the upper staff and a bass clef on the lower staff. The lyrics are: "stay here on - ly crumbs will re - main!". The melody consists of quarter notes in the treble clef, and the bass line consists of quarter notes in the bass clef. A double bar line is present at the end of the fourth measure.

SIGHT READING

Beginning at the **START** and ending at the **FINISH**, play the four measures of music that rest on the path. Next, use a colored crayon to draw a new four-measure path. Play again.



A musical staff in 4/4 time with a treble clef. The first measure contains four quarter notes: C4, D4, E4, and F4. A small number '1' is written above the first note. Below the staff is a brown rectangular box with the word "START" in white capital letters, connected to the first measure by a vertical line.

A blank musical staff with five lines, intended for drawing a path.


A blank musical staff with five lines, intended for drawing a path.

A blank musical staff with five lines, intended for drawing a path.

A musical staff with five lines. The last measure contains three quarter notes: G4, A4, and B4. Below the staff is a brown rectangular box with the word "FINISH" in white capital letters, connected to the last measure by a vertical line.

A musical staff with five lines. The last measure contains three quarter notes: G4, A4, and B4. Below the staff is a brown rectangular box with the word "FINISH" in white capital letters, connected to the last measure by a vertical line.

Sample



THE AD

Sample

so - lu - tion that will make you turn a - way.

The image shows a musical score on a staff with a treble clef and a 4/4 time signature. The lyrics are written below the notes. The notes are quarter notes for 'so', 'lu', 'tion', 'will', 'make', 'you', 'turn', and a half note for 'a - way'. There are also some notes on the staff that are partially obscured by the 'Sample' watermark.

9

mp You may think I'm chew - y with my dough that's goo - ey,

Musical notation for measures 9-12, including a treble clef, a bass clef, and lyrics.

13

but with this ad - di - tion you'll feel noth - ing

Musical notation for measures 13-16, including a treble clef, a bass clef, and lyrics.

17

I have rai - sins, you will think I'm YUCK!

Musical notation for measures 17-20, including a treble clef, a bass clef, and lyrics.

MYSTERY PICTURE



Color each square using the Crayon Guide. For example, if the note inside a square is F on the bass staff, color that square blue.

Sample

RAISINS

Teacher Part

5
3
1

mf

1
With pedal

5

9

Sample

RAISINS

Student Part: Play two octaves higher than written.

3


mf If you like raisins, this book may offend.

5

Please hear me out before you re...

9

... them in cookies with oatmeal!



Draw an X on one raisin box each day you practice with this book.

PRACTICE TRACKER



CERTIFICA

Presented to:

GREAT WORK! YOU ARE ONE

Sample



BOOK LEVEL CHART FOR THE **VERY USEFUL PIANO LIBRARY**

PIANO GRADE	V. U. LEVEL	CONCEPTS (only main concepts listed)
EARLY PRIMER	A	black keys, finger numbers
	B	black keys, finger-number notes with rhythm
	C	alpha notes with rhythm (quarter, half, whole)
	D	early middle C position (ABCDE on the staff)
MID PRIMER	E	middle C position (all notes), stepping only
	F	middle C position, stepping only, 3/4 time
	G	middle C position, stepping and skipping
	H	C position, stacked notes
LATE PRIMER	I	C position, hands-together stepping
	J	C position, hands-together stepping and skipping
	K	C position, beginner LH accompaniment, quarter rests
LEVEL 1A	L	Level I-J-K concepts + staccato and legato
	M	treble C position, mid-piece hand movements
	N	harmonic intervals of a 2nd, 3rd, 4th, and 5th
LEVEL 1B	O	Level L-M-N concepts + accidentals (sharps and flats)
	P	Level L-M-N-O concepts + eighth notes
	Q	G position, low G position, accidentals, eighth notes

Thank you for previewing

**One Smart Cookie's
Tasty Tunes, V. U. Level G**

[Click here to purchase this book.](#)