

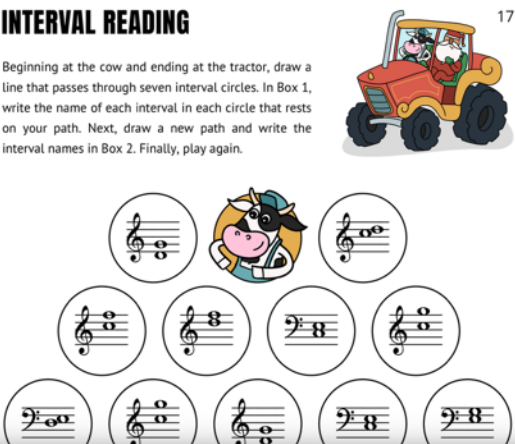
V.U.
LEVEL
N



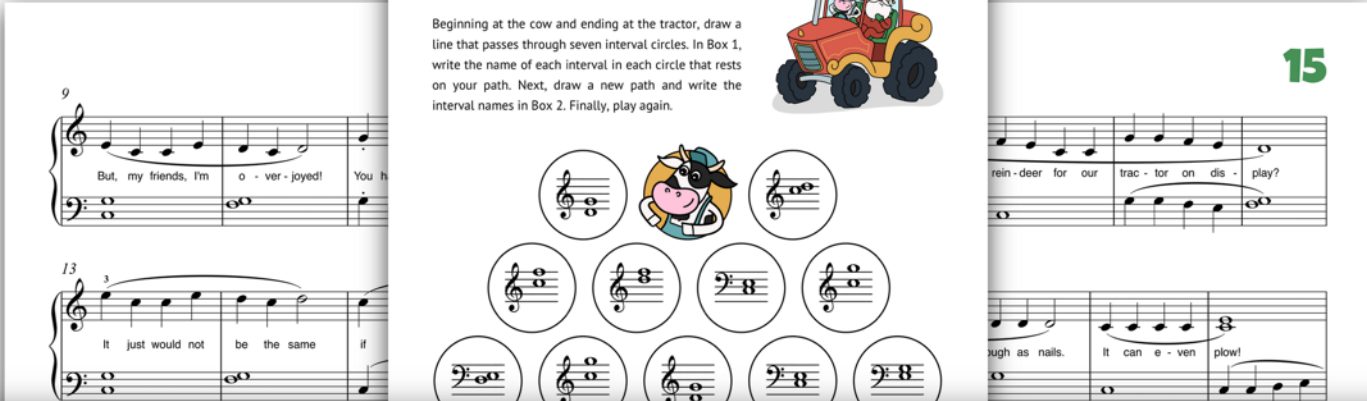
JOLLY OLD ST. NICHOLAS NEEDS A BRAND NEW SLEIGH

INTERVAL READING 17

Beginning at the cow and ending at the tractor, draw a line that passes through seven interval circles. In Box 1, write the name of each interval in each circle that rests on your path. Next, draw a new path and write the interval names in Box 2. Finally, play again.



15



**CHRISTMAS SONGS AND ACTIVITIES
FOR LEVEL 1A PIANO STUDENTS**

This is a preview (18 of 32 pages).
Pages have been removed from
various sections.

JOLLY OLD ST. NICHOLAS NEEDS A BRAND NEW SLEIGH

— V. U. LEVEL N —

CHRISTMAS SONGS AND ACTIVITIES
FOR LEVEL 1A PIANO STUDENTS



Andrea and Trevor Dow's
VERY USEFUL PIANO LIBRARY

Jolly Old St. Nicholas Needs A Brand New Sleigh by Andrea and Trevor Dow
Copyright © 2023 Teach Music Today Learning Solutions and WunderKeys Music
www.teachpianotoday.com and www.wunderkeys.com

All Rights Reserved. This book or parts thereof may not be reproduced in any form, stored in any retrieval system, or transmitted in any form by any means - electronic, mechanical, photocopy, recording, or otherwise - without prior written permission of the publisher, except as provided by copyright law.



4

Warm-Up Exercises

20

Make Some Noise | *I Saw Three Ships*

6

New Ride | *In The Bleak Midwinter*

22

Activity Set Three

8

Something Swift | *Jingle Bells*

24

Auld Sleigh | *Auld Lang Syne*

10

Activity Set One

26

Activity Set Four

12

Fifteen Tons | *Good King Wenceslas*

28

Reindeer With Wrenches (Duet)

14

Tough As Nails | *Jolly Old St. Nicholas*

30

Practice Tracker

16

Activity Set Two

31

Certificate

18

Present Hauling | *Angels We Have Heard*

32

Book Level Guide



SOMETHING

Inspired by



Sample

ght,	Christ - mas night.	You need some - thing swift!

9

Let me dem - on - strate its torque. Jump in for a lift.

Musical notation for measures 9-12. The treble clef contains a melody of eighth notes with slurs. The bass clef contains a bass line with slurs.

13

You'll be fast as you blast 'neath the star -

Musical notation for measures 13-16. The treble clef contains a melody of eighth notes with slurs. The bass clef contains a bass line with slurs.

17

Musical notation for measures 17-20. The treble clef contains a melody of eighth notes with slurs. The bass clef contains a bass line with slurs.

Play one octave lower than written.

light - weight, made for speed, what more do you need?







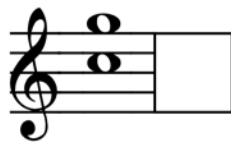


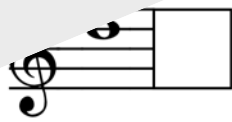
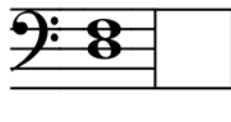



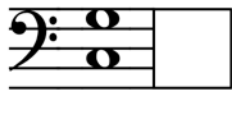
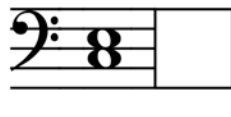
Musical notation for measures 21-24. The treble clef contains a melody of eighth notes with slurs. The bass clef contains a bass line with slurs. A fermata is present over the final note of the bass line in measure 24.



Write the interval names in the boxes. Record your time.

TIMED TEST

Sample

				
				
				
				
				<p>Time:</p> <input data-bbox="1296 1920 1526 2007" type="text"/>



TOUGH AS NAILS

Inspired by John...

Sample

Old St. Ni - cho - las, you don't need a sleigh.

The image shows a musical score for the song 'Tough as Nails'. It features a treble clef and a 4/4 time signature. The lyrics are: 'Old St. Ni - cho - las, you don't need a sleigh.' The score includes a melody line with notes and rests, and a bass line with notes and rests. A large, semi-transparent watermark 'Sample' is overlaid diagonally across the page.

9

Why not trade your rein - deer for our trac - tor on dis - play?

This block contains the musical notation for measures 9 through 12. It features a grand staff with a treble clef on the upper staff and a bass clef on the lower staff. The melody in the treble clef consists of quarter notes and half notes, with a slur spanning across measures 9, 10, and 11. The lyrics are written below the treble staff. The bass staff provides accompaniment with a half note in measure 9, a whole note in measure 10, and a half note followed by a quarter note in measure 11, with a slur over the final two notes.

13

f This ma - chine is tough as nails. It can e -

This block contains the musical notation for measures 13 through 16. It features a grand staff with a treble clef on the upper staff and a bass clef on the lower staff. The melody in the treble clef consists of quarter notes and half notes, with a slur spanning across measures 13, 14, and 15. The lyrics are written below the treble staff. The bass staff provides accompaniment with a half note in measure 13, a whole note in measure 14, and a half note followed by a quarter note in measure 15, with a slur over the final two notes. Measure 16 shows a double bar line and a final chord.

17

This block contains the musical notation for measures 17 through 20. It features a grand staff with a treble clef on the upper staff and a bass clef on the lower staff. The melody in the treble clef consists of quarter notes and half notes, with a slur spanning across measures 17, 18, and 19. The bass staff provides accompaniment with a half note in measure 17, a whole note in measure 18, and a half note followed by a quarter note in measure 19, with a slur over the final two notes. Measure 20 shows a double bar line and a final chord.

Sample

INTERVAL READING

Beginning at the cow and ending at the tractor, draw a line that passes through seven interval circles. In Box 1, write the name of each interval in each circle that rests on your path. Next, draw a new path and write the interval names in Box 2. Finally, play again.



A collection of musical interval circles and a cow character. The cow is in the center, wearing a blue hat and a white shirt. There are seven interval circles around it, each containing a musical staff with two notes. The intervals are: a major second (top row, left), a major third (top row, right), a major fourth (middle row, left), a major fifth (middle row, center), a minor sixth (middle row, right), a minor seventh (bottom row, left), and an octave (bottom row, right). A large, light gray diagonal watermark reading "Sample" is overlaid across the entire scene.

1		2		3	
---	--	---	--	---	--



PRESENT HAS

Inspired by Angels

5

Sample

we may lack some charm, but it has strong load - er arms.

The image shows a musical score for the song 'Present Has'. It features a treble clef and a 4/4 time signature. The lyrics are: 'we may lack some charm, but it has strong load - er arms.' The music is written on a staff with a key signature of one flat (Bb). The lyrics are written below the staff, and the melody is written above the staff. The word 'Sample' is written in a large, light gray font across the middle of the page.

9

Musical score for measures 9-12. The score is written for piano in a grand staff. The melody is in the right hand, and the accompaniment is in the left hand. The lyrics are: "Fill the buck - et up with gifts. It is time for your night shift."

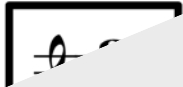
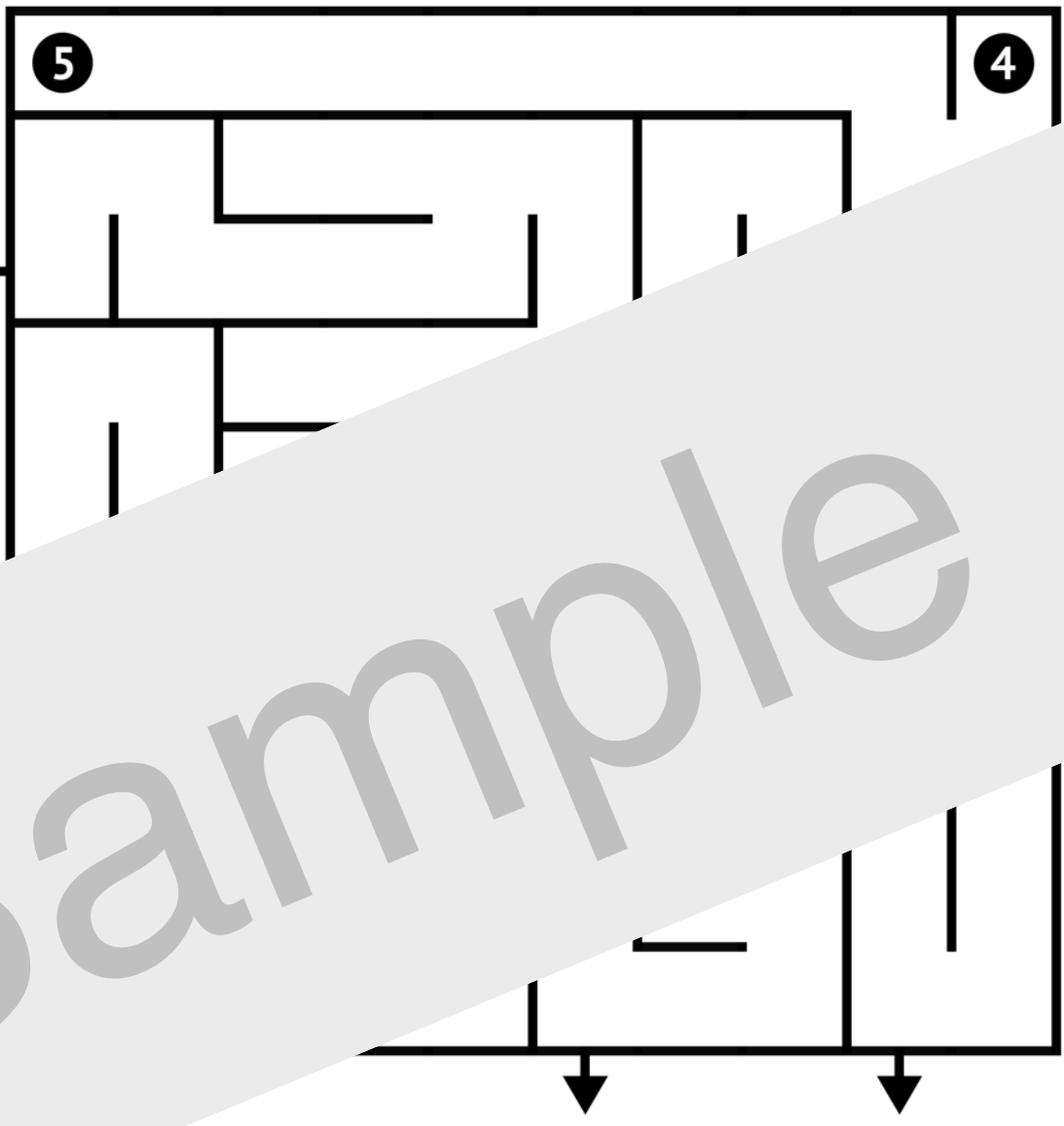
13

Musical score for measures 13-16. The score is written for piano in a grand staff. The melody is in the right hand, and the accompaniment is in the left hand. The lyrics are: "You need in - dus - tri - al strength for your". The dynamic marking *f* is present at the beginning of measure 13.

17

Musical score for measures 17-20. The score is written for piano in a grand staff. The melody is in the right hand, and the accompaniment is in the left hand. The lyrics are: "You need in - dus - tri - al strength for your". The dynamic marking *f* is present at the beginning of measure 17.

Select an interval name and then find a box with a matching interval image. Next, use a colored pencil to trace a path from the interval name to the interval image. Play again with a new name and image.



Sample



REINDEER WITH WRENCHES

Teacher Part

Musical notation for measures 1-4. Includes a treble clef with a 3/4 time signature, a bass clef, and a *mf* dynamic marking. A triplet of eighth notes is shown above the first measure. Fingerings 5 and 2 are indicated for the first two notes of the triplet. A '1' is written below the first measure with the instruction 'With pedal'.

Musical notation for measures 5-8. Continuation of the piece with similar chordal textures in the right hand and a simple bass line in the left hand.

Musical notation for measures 9-12. Continuation of the piece, showing the right hand moving towards a final chord.

Musical notation for measures 13-15. Continuation of the piece, ending with a final chord in the right hand and a bass line in the left hand. Fingerings 1, 2, and 5 are indicated for the final notes.

Sample

REINDEER WITH WRENCHES

Student Part: Play two octaves higher than written.

1

mf Rein - deer with wren - ches have saved Christ - mas Day!

5

1
5


They re - paired, re - stored, re - fur - bish

9




Draw an X over
one sleigh each day
you practice with this book.

PRACTICE TRACKER



CERTIFICATE OF ACHIEVEMENT

Presented to:



SANTA CLAUS **DIGS** YOUR PIANO SKILLS

BOOK LEVEL CHART FOR THE **VERY USEFUL PIANO LIBRARY**

PIANO GRADE	V. U. LEVEL	CONCEPTS (only main concepts listed)
EARLY PRIMER	A	black keys, finger numbers
	B	black keys, finger-number notes with rhythm
	C	alpha notes with rhythm (quarter, half, whole)
	D	early middle C position (ABCDE on the staff)
MID PRIMER	E	middle C position (all notes), stepping only
	F	middle C position, stepping only, 3/4 time
	G	middle C position, stepping and skipping
	H	C position, stacked notes
LATE PRIMER	I	C position, hands-together stepping
	J	C position, hands-together stepping and skipping
	K	C position, beginner LH accompaniment, quarter rests
LEVEL 1A	L	Level I-J-K concepts + staccato and legato
	M	treble C position, mid-piece hand movements
	N	harmonic intervals of a 2nd, 3rd, 4th, and 5th
LEVEL 1B	O	Level L-M-N concepts + accidentals (sharps and flats)
	P	Level L-M-N-O concepts + eighth notes
	Q	G position, low G position, accidentals, eighth notes

Thank you for previewing

**Jolly Old St. Nicholas
Needs A Brand New Sleigh**

[Click here to purchase this book.](#)