
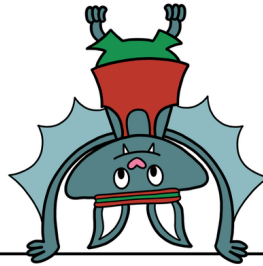





Use today's Festive Faceoff board game to reinforce recognition of intervals.

HOLIDAY INTERVAL GAME


FESTIVE FACEOFF



PLAYER 1



PLAYER 1



PLAYER 1



PLAYER 2



PLAYER 2



PLAYER 2

1. To begin, players decide who will be Player 1 and who will be Player 2 and then sit opposite one another. Each player should have a die.
2. Player 1 shuffles the deck of Bat Cards with the interval images. Player 2 shuffles the deck of Santa Cards with the interval names.
3. On the word "Go!" the players flip over the top cards of their decks and place them face up on the table.
4. The players analyze the two cards to determine if the interval name matches the interval image. If a match is found, both players race to roll a "6" on a die. The first player to roll a "6" wins the round and scores a point. The two cards are then removed from the playing area. If a match is not found both players continue flipping cards.
5. Play continues until one player scores five points and wins the game. If all cards have been played before a winner is determined, the cards are shuffled and play continues.



INSTRUCTIONS

LEVEL 1 A

CHRISTMAS MUSIC

Jolly Old St. Nicholas Needs A Brand New Sleigh is composed in C position and treble C position. Level 1A piano students using this book will gain confidence playing Christmas music that includes harmonic intervals.

Inside you will discover 8 piano pieces, interval and note reading games, warm-up exercises, sight-reading activities, a practice tracker, and a certificate of achievement.



ANDREA AND TREVOR DOW'S VERY USEFUL PIANO LIBRARY

V.U. LEVEL N

JOLLY OLD ST. NICHOLAS NEEDS A BRAND NEW SLEIGH

INTERVAL READING

Beginning at the cow and ending at the tractor, draw a line that passes through seven interval circles. In Box 1, write the name of each interval in each circle that ends on your path. Now, draw a new path and write the interval names in Box 2. Finally, play again.

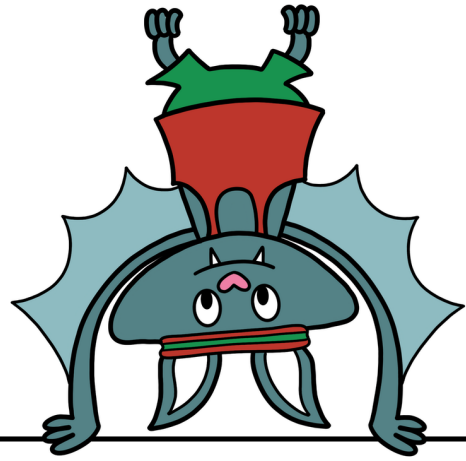
CHRISTMAS SONGS AND ACTIVITIES FOR LEVEL 1A PIANO STUDENTS

AVAILABLE ON AMAZON

BUY NOW

Andrea and Trevor Dow's
VERY USEFUL PIANO LIBRARY

FESTIVE FACEOFF




1. To begin, players decide who will be Player 1 and who will be Player 2 and then sit opposite one another. Each player should have a die.
2. Player 1 shuffles the deck of Bat Cards with the interval images. Player 2 shuffles the deck of Santa Cards with the interval names.
3. On the word "Go!" the players flip over the top cards of their decks and place them face up on the table.
4. The players analyze the two cards to determine if the interval name matches the interval image. If a match is found, both players race to roll a "6" on a die. The first player to roll a "6" wins the round and scores a point. The two cards are then removed from the playing area. If a match is not found both players continue flipping cards.
5. Play continues until one player scores five points and wins the game. If all cards have been played before a winner is determined, the cards are shuffled and play continues.




INSTRUCTIONS


This page has been left blank for teachers wishing to
apply double-sided printing.




PLAYER 1




PLAYER 1




PLAYER 1




PLAYER 1




PLAYER 1




PLAYER 1





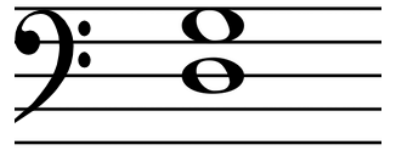



PLAYER 1




PLAYER 1




PLAYER 1







PLAYER 1




PLAYER 1




PLAYER 1




PLAYER 1




PLAYER 1




PLAYER 1







PLAYER 1



PLAYER 1



PLAYER 1





PLAYER 2



PLAYER 2



PLAYER 2



PLAYER 2



PLAYER 2



PLAYER 2



PLAYER 2



PLAYER 2



PLAYER 2

2ND

3RD

4TH

4TH

2ND

5TH

3RD

4TH

2ND



PLAYER 2



PLAYER 2



PLAYER 2



PLAYER 2



PLAYER 2



PLAYER 2



PLAYER 2



PLAYER 2



PLAYER 2

3RD

5TH

2ND

4TH

3RD

4TH

2ND

5TH

3RD