



Today we are sharing two eighth rest printables that you can use with *Open Sky* to create a fun mini-unit.

RHYTHM PRINTABLES



EIGHTH RESTS


Let's practice playing with eighth rests. Perform the 4 music measures that rest on the path. Next, use a pencil to draw a new four-measure path. Play again.

stem-down notes are performed by tapping by clapping your hands together. Next, let's while you perform the body percussion

RHYTHM DUET

Intermediate Pop Studies For Piano 1 contains pop-infused studies to reinforce scales, chords, triads, and left-hand patterns in C Major, A Minor, G Major, E Minor, F Major, and D Minor.

Performance 1 supports Pop Studies 1 with piano pieces inspired by Mozart, Beethoven and more, thundering Celtic solos and original pop solos.



POP STUDIES 1



PERFORMANCE 1


INTERMEDIATE LEVEL 1

BUY NOW


BUY NOW

Intermediate Pop Studies For Piano 2 contains pop-infused studies to reinforce scales, chords, triads, and left-hand patterns in D Major, B Minor, Bb Major, G Minor, A Major, and F# Minor.

Performance 2 supports Pop Studies 2 with piano pieces inspired by Mozart, Beethoven and more, thundering Celtic solos and original pop solos.



POP STUDIES 2



PERFORMANCE 2


INTERMEDIATE LEVEL 2

BUY NOW


BUY NOW

Intermediate Pop Studies For Piano 3 contains pop-infused studies to reinforce scales, chords, triads, and left-hand patterns in Eb Major, C Minor, E Major, C# Minor, Ab Major, and F Minor.

Performance 3 supports Pop Studies 3 with piano pieces inspired by Mozart, Beethoven and more, thundering Celtic solos and original pop solos.



POP STUDIES 3



PERFORMANCE 3

INTERMEDIATE LEVEL 3

BUY NOW

BUY NOW

Open
sky

EIGHTH RESTS

Let's practice playing with eighth rests. Perform the 4 music measures that rest on the path. Next, use a pencil to draw a new four-measure path. Play again.

START

FINISH

Practice the body percussion accompaniment below. Stem-down notes are performed by tapping both hands on your lap. Stem-up notes are performed by clapping your hands together. Next, let's perform a duet. I will play the music below while you perform the body percussion accompaniment. Finally, let's switch rolls.

RHYTHM DUET

The musical score is in 4/4 time and consists of three systems of music. Each system includes a vocal line and a piano accompaniment.

System 1 (Measures 1-4): The vocal line starts with a quarter rest, followed by quarter notes G4, A4, B4, and C5. The piano accompaniment features a melody in the right hand starting with a quarter rest, followed by quarter notes G4, A4, B4, and C5, and a bass line in the left hand with a whole note chord G4-B4-D5. Dynamics include *mf* and a *simile* marking.

System 2 (Measures 5-8): The vocal line continues with quarter notes G4, A4, B4, and C5. The piano accompaniment features a melody in the right hand starting with a quarter rest, followed by quarter notes G4, A4, B4, and C5, and a bass line in the left hand with a whole note chord G4-B4-D5. Dynamics include *f*.

System 3 (Measures 9-12): The vocal line continues with quarter notes G4, A4, B4, and C5. The piano accompaniment features a melody in the right hand starting with a quarter rest, followed by quarter notes G4, A4, B4, and C5, and a bass line in the left hand with a whole note chord G4-B4-D5. Dynamics include *mp*.