

Andrea and Trevor Dow's  
VERY USEFUL PIANO LIBRARY



# AMADEUS PLATYPUS

IS ONE OF A KIND

9

*f* Show me your tail; is it flat as can be?

13

*mp* No, it is feath - ered and fluf - fy.

17

*f* Am I one of a kind?

17

ending at the frog, draw an note circles. In Box 1, each circle that rests on path and write the note gain.

Illustration of a platypus and a frog.

7

bill, webbed feet, and a tail too.

com - bo, so I am con - fused.

SUPPLEMENTARY SONGS AND ACTIVITIES  
**FOR MID-PRIMER PIANO STUDENTS**


This is a preview (16 of 32 pages).  
Pages have been removed from  
various sections.

# AMADEUS PLATYPUS

IS ONE OF A KIND

— V. U. LEVEL F —

SUPPLEMENTARY SONGS AND ACTIVITIES  
FOR MID-PRIMER PIANO STUDENTS



*Andrea and Trevor Dow's*  
VERY USEFUL PIANO LIBRARY


Amadeus Platypus is One of a Kind by Andrea and Trevor Dow  
Copyright © 2023 Teach Music Today Learning Solutions and WunderKeys Music  
[www.teachpianotoday.com](http://www.teachpianotoday.com) and [www.wunderkeys.com](http://www.wunderkeys.com)

All Rights Reserved. This book or parts thereof may not be reproduced in any form, stored in any retrieval system, or transmitted in any form by any means - electronic, mechanical, photocopy, recording, or otherwise - without prior written permission of the publisher, except as provided by copyright law.

# *Andrea and Trevor Dow's* VERY USEFUL PIANO LIBRARY



*Amadeus Platypus is One of a Kind* is composed for mid-primer piano students. Children using this book will gain confidence playing in middle C position and 3/4 time. A leveling chart for the *Very Useful Piano Library* is provided at the end of this piano book.



**4**

Warm-Up Exercises

**6**

What Am I?

**8**

Keep Looking

**10**

Activity Set One

**12**

Hippity, Hoppity

**14**

Sunny Days

**16**

Activity Set Two

**18**

Timber!

**20**

No-show

**22**

Activity Set Three

**24**

My Hero

**26**

Activity Set Four

**28**

One Of A Kind (Duet)

**30**


Practice Tracker

**31**

Certificate

**32**

Book Level Guide



# WHAT I

Sample

my birth - day and I am brand new.

9

I have a bill, webbed feet, and a tail too.

Musical notation for measures 9-12. The melody is in the treble clef, and the bass line is in the bass clef. The lyrics are: "I have a bill, webbed feet, and a tail too." The melody consists of quarter notes in the first three measures and a half note in the fourth measure.

13

It's an odd com - bo, so I am

Musical notation for measures 13-16. The melody is in the treble clef, and the bass line is in the bass clef. The lyrics are: "It's an odd com - bo, so I am". The melody consists of quarter notes in the first three measures and a half note in the fourth measure.

17

as I un - lock this mys - ter - y!


Musical notation for measures 17-20. The melody is in the treble clef, and the bass line is in the bass clef. The lyrics are: "as I un - lock this mys - ter - y!". The melody consists of quarter notes in the first three measures and a half note in the fourth measure.

# NOTE READING

Draw an X over the note below each platypus that matches the note name on its belly.



Sample







# HIPPITY H



Sample

a	lot	like	me	with	those	webbed	feet.
•	•	•	•	•	•	•	•

9

*f* Through the stream, hap - pi - ly, we like to swim.

The musical notation for measures 9-12 consists of a grand staff with a treble clef on the upper staff and a bass clef on the lower staff. The melody in the treble clef consists of quarter notes: G4, A4, B4, C5, B4, A4, G4. The lyrics are placed below the treble staff. The bass staff contains a single half note G3 in the final measure.

13

Do you think, pos - sib - ly, I am

The musical notation for measures 13-16 consists of a grand staff with a treble clef on the upper staff and a bass clef on the lower staff. The melody in the treble clef consists of quarter notes: G4, A4, B4, C5, B4, A4, G4, followed by a half note G4 in the final measure. The lyrics are placed below the treble staff.

17

not rib - bit like you can, my friend.

The musical notation for measures 17-20 consists of a grand staff with a treble clef on the upper staff and a bass clef on the lower staff. The melody in the treble clef consists of quarter notes: G4, A4, B4, C5, B4, A4, G4, followed by a half note G4 in the final measure. The lyrics are placed below the treble staff. The bass staff contains a single half note G3 in the final measure.

# NOTE READING

Beginning at the platypus and ending at the frog, draw a line that passes through seven note circles. In Box 1, write the name of each note in each circle that rests on your path. Next, draw a new path and write the note names in Box 2. Finally, play again.



A grid of musical notes and animal illustrations arranged in a path from a platypus to a frog. The path starts at a platypus in the top center, goes to a note on the top left, then a note on the middle left, then a note on the bottom left, then a note on the bottom center, then a note on the bottom right, then a note on the middle right, and finally ends at a frog in the bottom center. A large diagonal watermark 'Sample' is overlaid on the grid.

1		2		3	
---	--	---	--	---	--



# No-Su



Sample

er	crea - ture	that	looks	like	me!

9

Musical notation for measures 9-12. The top staff is a treble clef with a melody of quarter notes. The bottom staff is a bass clef with a bass line. The lyrics are: "I have searched high. I have searched low."

13


Musical notation for measures 13-16. The top staff is a treble clef with a melody of quarter notes. The bottom staff is a bass clef with a bass line. The lyrics are: "Seems like my twin is a no"

17

Musical notation for measures 17-20. The top staff is a treble clef with a melody of quarter notes. The bottom staff is a bass clef with a bass line. The lyrics are: "I'm one of a kind?"

*Play one octave lower than written.*

Sample

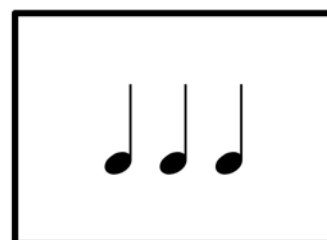


# RHYTHM

## DRUM DRILLS

Sit in front of a table with a pencil in each hand. Select a line of rhythm to drum on the table. If a measure is BROWN, tap its rhythm with the pencil in your right hand. If a measure is GREEN, tap its rhythm with the pencil in your left hand. If a measure is BLACK, tap its rhythm with both pencils.

ONE



Sample

# SIGHT READING 2

Beginning at the **START** and ending at the **FINISH**, play the four measures of music that rest on the path. Next, use a colored crayon to draw a new four-measure path. Play again.



Sample

# MYSTERY PICTURE



Color each square using the Crayon Guide. For example, if the note inside a square is G on the bass staff, color that square blue.


Sample

Staff

**F** LIGHT GREEN

Bass Staff

**G** BLUE

Bass Staff

**A** LIGHT BROWN


Bass Staff

**B** BROWN

Bass Staff

**C** RED





Draw an X over  
half an eggshell each day  
you practice with this book.

## PRACTICE TRACKER



CERTIFICA

Presented to:

LIKE A PLATYPUS, **YOU ARE**

Sample



Thank you for previewing

**Amadeus Platypus  
is One of a Kind**

[Click here to purchase this book.](#)