

ANDREA AND TREVOR DOW'S VERY USEFUL PIANO LIBRARY

FLIGHT IS NOT MY FORTE



V.U.
LEVEL
K

NOTE READING

Beginning at the dragon and ending at the skateboard, draw a line that passes through seven note circles. In the circle that contains the dragon, write the letter **D**.

19

mp Rid - ing on my choo - choo, smoke gets in my eyes.

17

for traf - fic jams!

be - cause we are stuck!

21

We're still sit - ting.

SUPPLEMENTARY SONGS AND ACTIVITIES
FOR LATE PRIMER PIANO STUDENTS

This is a preview (17 of 32 pages).
Pages have been removed from
various sections.

FLIGHT Is Not MY FORTE

— V. U. LEVEL K —


SUPPLEMENTARY SONGS AND ACTIVITIES
FOR LATE PRIMER PIANO STUDENTS



Andrea and Trevor Dow's
VERY USEFUL PIANO LIBRARY

Flight Is Not My Forte by Andrea and Trevor Dow
Copyright © 2023 Teach Music Today Learning Solutions and WunderKeys Music
www.teachpianotoday.com and www.wunderkeys.com

All Rights Reserved. This book or parts thereof may not be reproduced in any form, stored in any retrieval system, or transmitted in any form by any means - electronic, mechanical, photocopy, recording, or otherwise - without prior written permission of the publisher, except as provided by copyright law.



4

Warm-Up Exercises

6

Moving Day

8

Out Yonder

10

Activity Set One

12

Into The Sky

14

Wibble, Wobble

16

Activity Set Two

18

Choo-Choo

20

Traffic Jam

22

Activity Set Three

24

Safely Fly

26

Activity Set Four

28

My Wings (Duet)

30

Practice Tracker


31

Certificate

32

Book Level Guide

6



MOVING



Sample

	you are	grown you need a	lair to call your	own.

9

mf Time to let go, take a leap. You will not land in a heap.

This block contains the musical notation for measures 9 through 12. It features a grand staff with a treble clef on the upper staff and a bass clef on the lower staff. The melody in the treble clef consists of quarter notes and half notes. The lyrics are written below the treble staff. The bass staff contains whole notes.

13

Breathe deep - ly. Don't be scared. Jump in -

This block contains the musical notation for measures 13 through 16. It features a grand staff with a treble clef on the upper staff and a bass clef on the lower staff. The melody in the treble clef includes a quarter rest in measure 13. The lyrics are written below the treble staff. The bass staff contains quarter notes.

17


...ra - gon, tell me how you will find a home!

1




This block contains the musical notation for measures 17 through 20. It features a grand staff with a treble clef on the upper staff and a bass clef on the lower staff. The melody in the treble clef includes a quarter rest in measure 19. The lyrics are written below the treble staff. The bass staff contains quarter notes. A first ending bracket is shown above measure 20. A large, semi-transparent watermark reading "Sample" is overlaid diagonally across the page.


NOTE READING

Draw an X over the note below each dragon that matches the note name on the castle.







A purple dragon is perched on a grey castle tower with a teal conical roof. The letter 'E' is written on the tower. Below the dragon are three musical staves, each containing a single note.

		
---	---	---






A purple dragon is perched on a grey castle tower with a teal conical roof. The letter 'F' is written on the tower. Below the dragon are three musical staves, each containing a single note.

		
---	---	--



A purple dragon is perched on a grey castle tower with a teal conical roof. The letter 'D' is written on the tower. Below the dragon are three musical staves, each containing a single note.

		
---	---	---



A purple dragon is perched on a grey castle tower with a teal conical roof. The letter 'D' is written on the tower. Below the dragon is a musical staff with a single note.





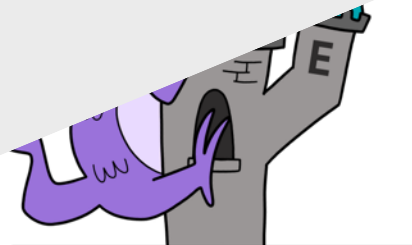
A purple dragon is perched on a grey castle tower with a teal conical roof. The letter on the tower is partially obscured by a large diagonal watermark.

Sample







A purple dragon is perched on a grey castle tower with a teal conical roof. The letter 'E' is written on the tower. Below the dragon are three musical staves, each containing a single note.

		
---	---	---






A purple dragon is perched on a grey castle tower with a teal conical roof. The letter 'E' is written on the tower. Below the dragon are three musical staves, each containing a single note.

		
---	---	--



A purple dragon is perched on a grey castle tower with a teal conical roof. The letter 'F' is written on the tower. Below the dragon are three musical staves, each containing a single note.

		
---	---	---



WIBBLE W



Sample

	er - ing,	whirl - ing, twirl - ing,	I'm not good at	all.
	o	o	o	o
	o	o	o	o

9

mp I thought I could try to skate safe on the ground,

This musical system contains measures 9 through 12. It features a treble clef staff with a melody and a bass clef staff with a simple accompaniment. The lyrics are: "I thought I could try to skate safe on the ground,". The dynamic marking *mp* is placed at the beginning of the first measure.

13

but I made a big mis - take. Let's turn

This musical system contains measures 13 through 16. It features a treble clef staff with a melody and a bass clef staff with a simple accompaniment. The lyrics are: "but I made a big mis - take. Let's turn".


17

...tell me how to get this skate - board to stop?

This musical system contains measures 17 through 20. It features a treble clef staff with a melody and a bass clef staff with a simple accompaniment. The lyrics are: "...tell me how to get this skate - board to stop?".

NOTE READING

Beginning at the dragon and ending at the skateboard, draw a line that passes through seven note circles. In Box 1, write the name of each note in each circle that rests on your path. Next, draw a new path and write the note names in Box 2. Finally, play again.



A collection of musical notes and icons arranged in a path. The path starts with a purple dragon in a yellow circle, followed by a treble clef note on a five-line staff in a circle, a bass clef note on a five-line staff in a circle, a treble clef note on a five-line staff in a circle, a bass clef note on a five-line staff in a circle, a treble clef note on a five-line staff in a circle, a bass clef note on a five-line staff in a circle, a treble clef note on a five-line staff in a circle, a pink skateboard in a circle, and a treble clef note on a five-line staff in a circle. A large diagonal watermark reading "Sample" is overlaid on the page.

1		2		3	
---	--	---	--	---	--



TRAFFIC



Sample

hur - ry?	I am on a	jour - ney.
-----------	-----------	-------------

9

Musical score for measures 9-12. The piece is in 4/4 time. The melody is in the treble clef, and the bass line is in the bass clef. The lyrics are: *mp* I did not plan for traf - fic jams!

13

Musical score for measures 13-16. The piece is in 4/4 time. The melody is in the treble clef, and the bass line is in the bass clef. The lyrics are: *f* I am out of luck be - cause we

17

Musical score for measures 17-20. The piece is in 4/4 time. The melody is in the treble clef, and the bass line is in the bass clef. The lyrics are: ung that I'm quit - ting!

Musical score for measures 21-24. The piece is in 4/4 time. The melody is in the treble clef, and the bass line is in the bass clef. The lyrics are: ung that I'm quit - ting!



MYSTERY PICTURE

Color each square using the Crayon Guide. For example, if the note inside a square is D on the bass staff, color that square purple.

Sample

 Bass Staff	 Bass Staff	
 Bass Staff	 Bass Staff	 Bass Staff

MY WINGS

Teacher Part

1

mp-mf

5

1
With pedal

1
With pedal

9

Sample

MY WINGS

Student Part: Play two octaves higher than written.

1

mp-mf

1. I found a king - dom, I found a lair,
2. Here in my king - dom, here in my cave,

5

Detailed description: This block contains the first four measures of the piece. It is written in 3/4 time. The first staff is the treble clef, and the second is the bass clef. The music consists of quarter notes and half notes. The lyrics are written below the treble staff. A dynamic marking of *mp-mf* is placed at the beginning. Measure numbers 1 and 5 are indicated above and below the first measure respectively.

5

us - ing a big bal - loon and my
no - bod - y has to know that

Detailed description: This block contains measures 5 through 8. The notation continues with quarter notes and half notes. The lyrics are written below the treble staff. A large diagonal watermark reading 'Sample' is overlaid across the entire page, including this section.

9

...rm set - tled, it's time for a nap!

Detailed description: This block contains measures 9 through 12. The notation continues with quarter notes and half notes. The lyrics are written below the treble staff. A large diagonal watermark reading 'Sample' is overlaid across the entire page, including this section.

...rm set - tled, it's time for a nap!

Detailed description: This block contains measures 13 through 16. The notation continues with quarter notes and half notes. The lyrics are written below the treble staff. A large diagonal watermark reading 'Sample' is overlaid across the entire page, including this section.




Draw an X over
one phoenix each day
you practice with this book.

PRACTICE TRACKER



CERTIFICATE OF ACHIEVEMENT

Presented to:



YOUR PIANO SKILLS ARE **WHEELIE** GOOD

BOOK LEVEL CHART FOR THE **VERY USEFUL PIANO LIBRARY**

PIANO GRADE	V. U. LEVEL	CONCEPTS (only main concepts listed)
EARLY PRIMER	A	black keys, finger numbers
	B	black keys, finger-number notes with rhythm
	C	alpha notes with rhythm (quarter, half, whole)
	D	early middle C position (ABCDE on the staff)
MID PRIMER	E	middle C position (all notes), stepping only
	F	middle C position, stepping only, 3/4 time
	G	middle C position, stepping and skipping
	H	C position, stacked notes
LATE PRIMER	I	C position, hands-together stepping
	J	C position, hands-together stepping and skipping
	K	C position, beginner LH accompaniment, quarter rests
LEVEL 1A	L	Level I-J-K concepts + staccato and legato
	M	treble C position, mid-piece hand movements
	N	harmonic intervals of a 2nd, 3rd, 4th, and 5th
LEVEL 1B	O	Level L-M-N concepts + accidentals (sharps and flats)
	P	Level L-M-N-O concepts + eighth notes
	Q	G position, low G position, accidentals, eighth notes

Thank you for previewing

Flight Is Not My Forte

[Click here to purchase this book.](#)