



Today's Valentine solo is composed for teens and adults who are working in WunderKeys Pop Staff Piano Library For Older Beginners, Book Two.

OLDER BEGINNER VALENTINE



Belle nuit

Before you begin, place your hands on the piano in **treble C position**. When playing *Belle nuit* press the damper pedal down at the start of the piece and then gently, but quickly, release and depress the damper pedal with each pedal marking.

Andrea Dow | Arr. Barcarolle, Offenbach

The first system of musical notation for 'Belle nuit'. It consists of a treble and bass clef staff. The treble clef staff starts with a treble C (middle C) and contains a triplet of eighth notes (C4, D4, E4) followed by a dotted quarter note (F4). The bass clef staff starts with a bass C (C3) and contains a dotted quarter note (C3) followed by a quarter note (D3). The dynamic marking 'mp' is placed above the treble staff. Pedal markings are shown as small triangles below the bass staff.

The second system of musical notation for 'Belle nuit'. The treble clef staff begins with a whole rest, followed by a quarter note (G4), a quarter note (A4), and a dotted quarter note (B4). The bass clef staff continues with a quarter note (D3), a quarter note (E3), and a dotted quarter note (F3). Pedal markings are shown as small triangles below the bass staff.

The third system of musical notation for 'Belle nuit'. The treble clef staff contains a dotted quarter note (C4) followed by a quarter note (D4). The bass clef staff contains a dotted quarter note (G2) followed by a quarter note (A2). Pedal markings are shown as small triangles below the bass staff.

The fourth system of musical notation for 'Belle nuit'. The treble clef staff contains a dotted quarter note (E4) followed by a quarter note (F4). The bass clef staff contains a dotted quarter note (C3) followed by a quarter note (D3). Pedal markings are shown as small triangles below the bass staff.


The fifth system of musical notation for 'Belle nuit'. The treble clef staff contains a dotted quarter note (G4) followed by a quarter note (A4). The bass clef staff contains a dotted quarter note (E2) followed by a quarter note (F2). Pedal markings are shown as small triangles below the bass staff.

The sixth system of musical notation for 'Belle nuit'. The treble clef staff contains a dotted quarter note (B4) followed by a quarter note (C5). The bass clef staff contains a dotted quarter note (G2) followed by a quarter note (A2). Pedal markings are shown as small triangles below the bass staff.

OLDER BEGINNER


With its unique approach to older beginner piano education, *WunderKeys Pop Staff Piano Library For Older Beginners, Book One* is a game-changer.

Our innovative Pop Staff enables students to play significantly more rewarding music than repertoire found in traditional older beginner books, while still learning everything (including bass staff note reading) that those methods teach.



CLASSICAL POP REPERTOIRE AND SUPPLEMENTARY ACTIVITIES

WUNDERKEYS POP STAFF PIANO LIBRARY FOR OLDER BEGINNERS



BOOK ONE

AVAILABLE ON AMAZON

BUY NOW

The Pop Staff
PIANO LIBRARY

OLDER BEGINNER 2

WunderKeys Pop Staff Piano Library For Older Beginners, Book Two continues the awesome journey on the Pop Staff that began in Book One.

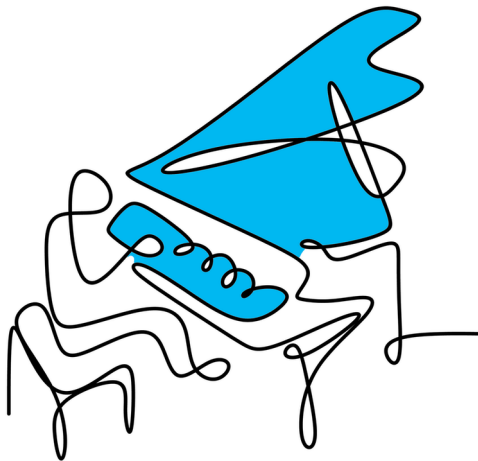
In addition to everything learned in Book One, students will also explore hands-together held notes, hands-together matching notes, hands-together non-matching notes, repeating eighth notes, stepping eighth notes, skipping eighth notes, and notes in the treble C 5-finger scale.



CLASSICAL POP REPERTOIRE AND SUPPLEMENTARY ACTIVITIES

WUNDERKEYS POP STAFF PIANO

LIBRARY FOR OLDER BEGINNERS




BOOK TWO

AVAILABLE ON AMAZON

[BUY NOW](#)

The Pop Staff
PIANO LIBRARY



Belle nuit

Before you begin, place your hands on the piano in **treble C position**. When playing *Belle nuit* press the damper pedal down at the start of the piece and then gently, but quickly, release and depress the damper pedal with each pedal marking.

Andrea Dow | Arr. Barcarolle, Offenbach

The first system of musical notation for the piano piece. It consists of two staves: a treble clef staff and a bass clef staff. The time signature is 3/4. The treble staff begins with a treble C (middle C) and contains a triplet of three eighth notes (C4, D4, E4) followed by a dotted quarter note (F4). The bass staff begins with a dotted quarter note (C3) followed by a triplet of three eighth notes (D3, E3, F3). The dynamic marking *mp* is placed in the first measure of the treble staff. Pedal markings are shown as small triangles at the bottom of the bass staff, corresponding to the end of the first measure and the end of the second measure.

The second system of musical notation, continuing from the first system. It consists of two staves. The treble staff begins with a whole rest in the first measure, followed by a triplet of three eighth notes (G4, A4, B4) and a dotted quarter note (C5). The bass staff begins with a triplet of three eighth notes (G2, F2, E2) followed by a dotted quarter note (D2). Pedal markings are shown as small triangles at the bottom of the bass staff, corresponding to the end of the first measure and the end of the second measure.

9

3

mf-mp

C C G G

13

G G C C

17

3

f

F G C C

21

1

p

F G C C