








Use today's Glide 2 Gold Board Game to reinforce note reading in the C 5-finger scale with your mid-primer piano students.







PIANO BOARD GAMES






GLIDE 2 GOLD NOTE READING








SET 1


E F C D







SET 1

E F C D D G E

SET 2

G F F E D C C
















SET 1

E F C D

GLIDE 2 GOLD NOTE READING



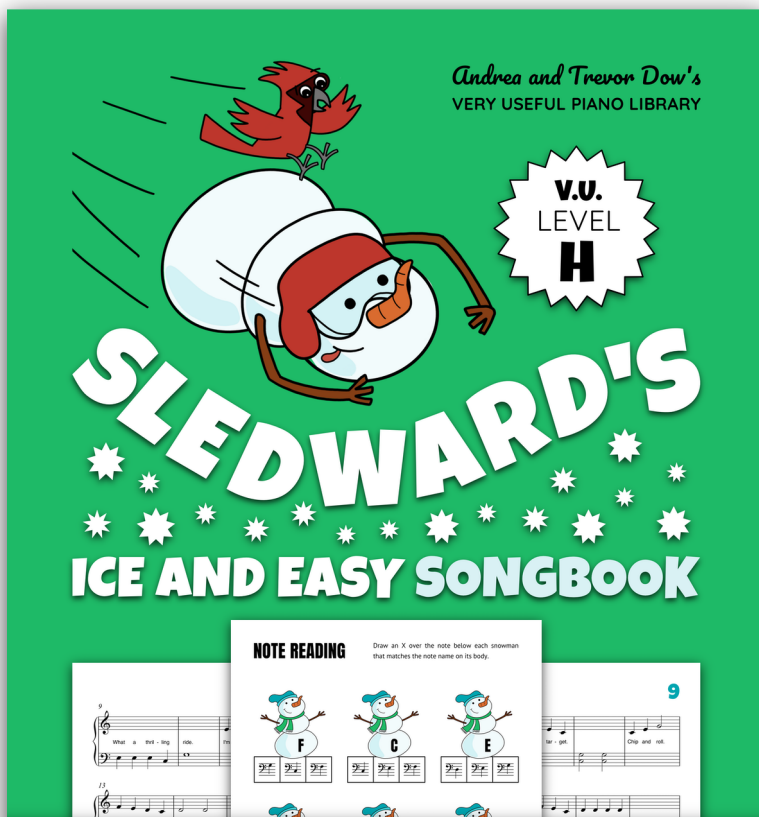
SET 1

E D C C

MID-PRIMER MUSIC

Sledward's Ice And Easy Songbook is jam-packed with mid-primer piano pieces, note reading games, warm-up exercises, sight reading and rhythm activities, a practice tracker, and a certificate of achievement.

The music in this book will help young students gain confidence playing in C 5-finger scales.



AVAILABLE ON AMAZON



Andrea and Trevor Dow's
VERY USEFUL PIANO LIBRARY

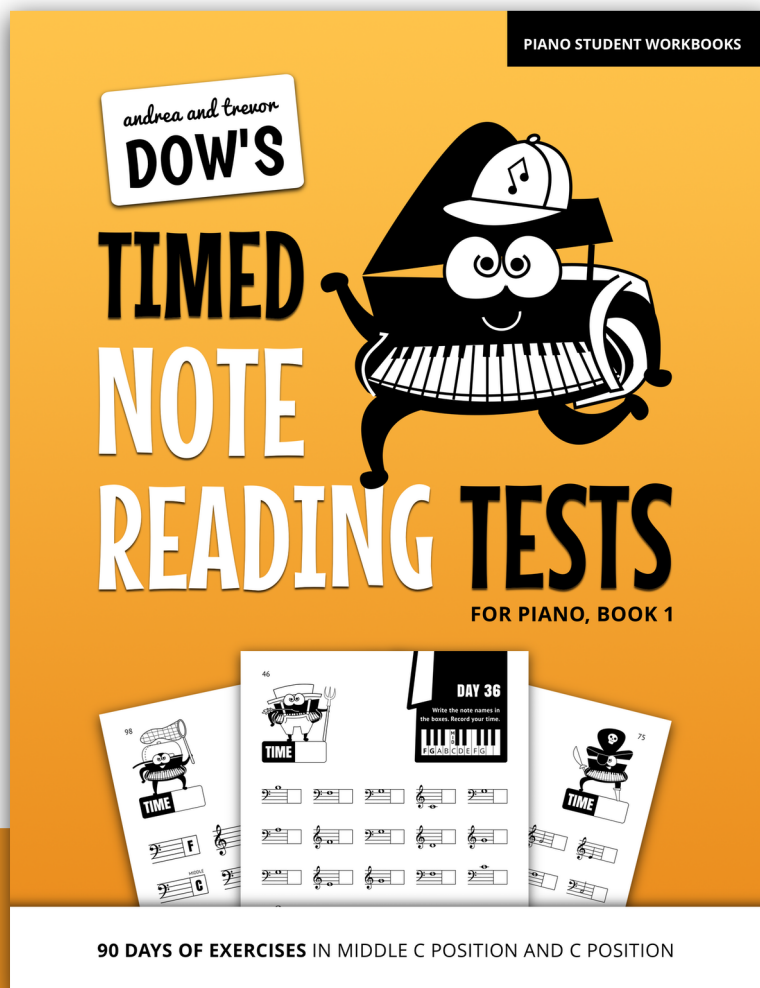
SUPPLEMENTARY SONGS AND ACTIVITIES
FOR MID-PRIMER PIANO STUDENTS

TIMED NOTE READING TESTS

There are 10,080 minutes in a week. You teach each of your piano students for only 30 of these minutes.

Do you really want to waste precious lesson minutes reviewing note reading over and over? Of course not.

Andrea and Trevor Dow's Timed Note Reading Tests For Piano, Book 1 contains 90 days of note reading exercises. Each exercise contains approximately 30 note reading questions; making it approachable for your young piano students and your teen beginners.










AVAILABLE ON AMAZON

BUY NOW

Andrea and Trevor Dow's
PIANO STUDENT WORKBOOKS

90 DAYS OF EXERCISES IN MIDDLE C POSITION AND C POSITION

GLIDE 2 GOLD NOTE READING



SET 1

E F C D D G E

SET 2

G F F E D C C

GLIDE 2 GOLD NOTE READING



1. **Required materials:** one game board, one pencil crayon, and one die.
2. To begin, the student places the game marker on the sliding snowman.
3. Next, the student rolls a die and moves the game marker along the squares.
4. The student analyzes the game square where the game marker comes to a rest and crosses out a note name in Set 1 that corresponds to the note image.
5. **Steps 3 and 4 are repeated** until the game marker reaches the snowman on the podium (the student wins) or the game marker lands on a note image that does not have an available corresponding note name in Set 1 (the student loses).
6. Play again using the second note name set.



INSTRUCTIONS