



Use today's coloring game to reinforce keyboard awareness with your youngest primer piano students.

## PIANO BOARD GAMES

GAME BOARD 1

**F G A B C**

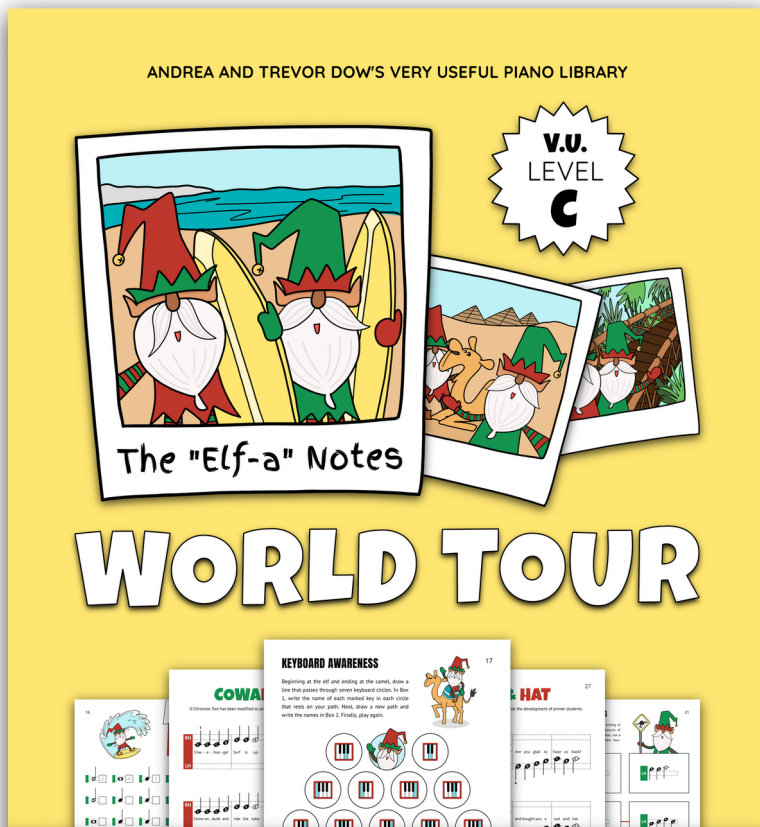

**C D**


**F G**


# ALPHA NOTE MUSIC

The “Elf-a” Notes World Tour is a pre-reading Christmas piano book. The popular holiday songs in this resource have been composed with the developmental abilities of early primer students in mind.

Inside you will discover 7 piano solos with lyrics and duets, keyboard awareness games, rhythm reading practice, finger number exercises, a coloring activity, a practice tracker, and a certificate of achievement.



AVAILABLE ON AMAZON



*Andrea and Trevor Dow's*  
VERY USEFUL PIANO LIBRARY

ALPHA NOTE CHRISTMAS SONGS AND ACTIVITIES  
**FOR PRE-READING PIANO STUDENTS**

GAME BOARD 1






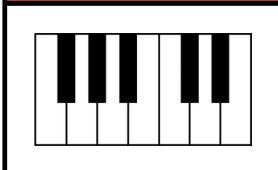
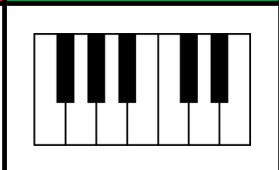
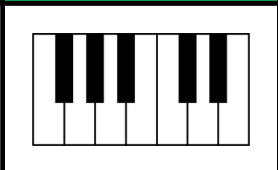
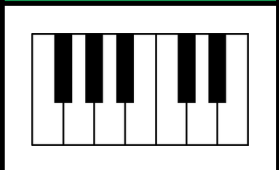
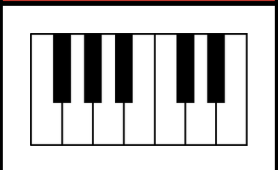
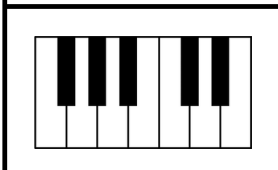
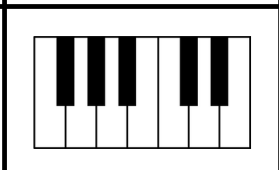
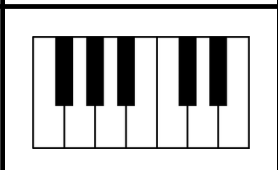
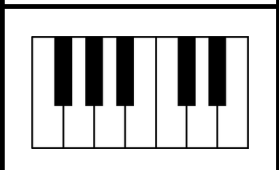
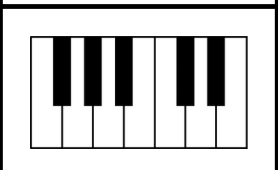
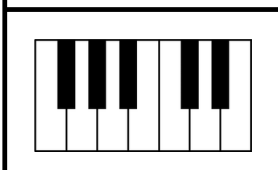
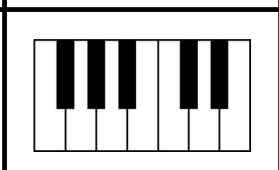
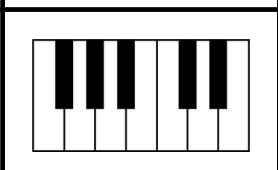
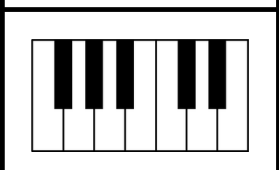
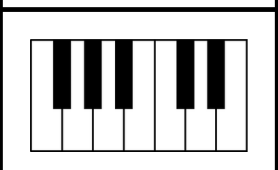
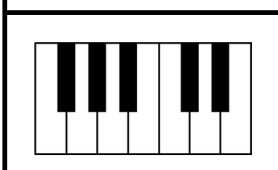
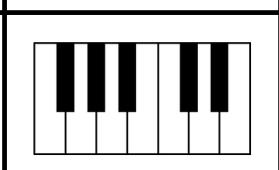
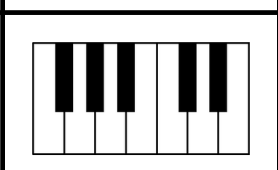
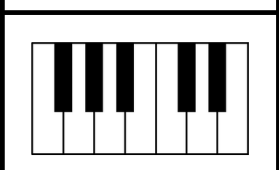
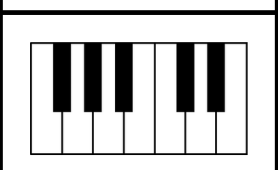
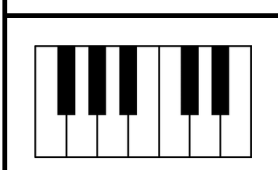
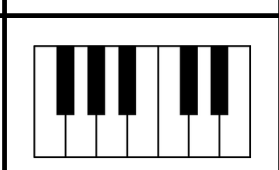
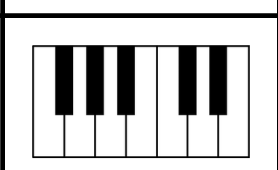
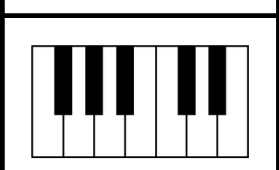
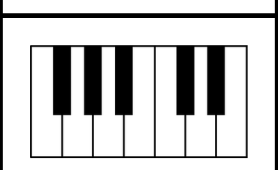
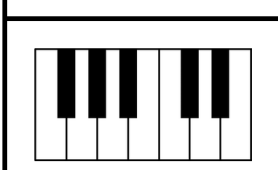
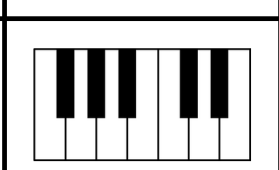
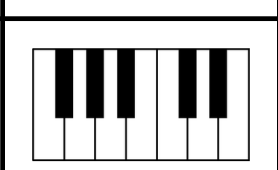
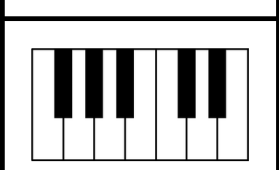
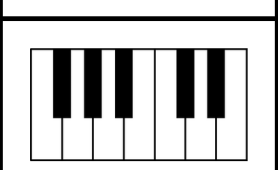





F

G

A

B

C

# CHRISTMAS KEYBOARD COLORING



1. Sit at a table with the game board, a pencil crayon, and a die.
2. To begin, the student rolls the die and then locates the key name on the game board that matches the number rolled. If a “1” is rolled, the student rolls again.
3. Next, on any keyboard below the key name located in Step 2, the student colors the key that matches the key name.
4. The student repeats Steps 2 and 3 until each keyboard in a column below one key name contains a colored key.
5. If the first completed column is above a green elf, the student wins the game. If the first completed column is above a red elf, the student loses the game.
6. If the student loses the game she must color the correct keys on any remaining keyboards. If the student wins the game, the teacher must color the correct keys on any remaining keyboards.



## INSTRUCTIONS

GAME BOARD 2






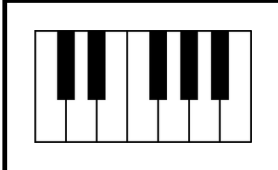
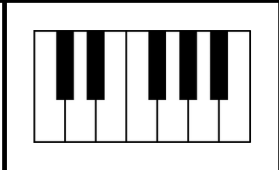
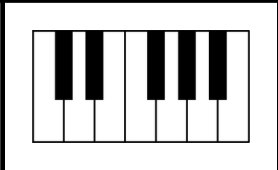
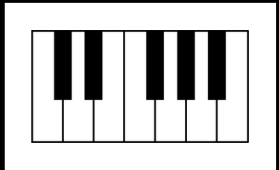
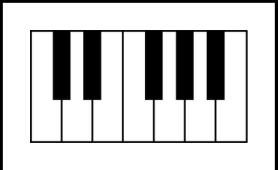
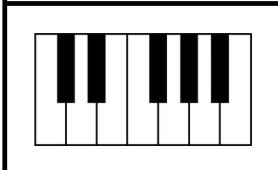
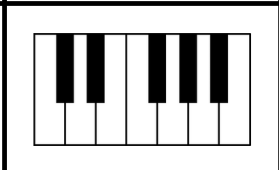
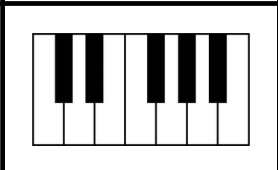
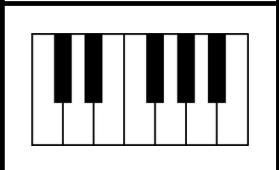
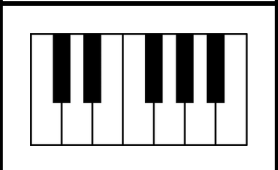
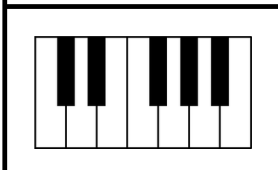
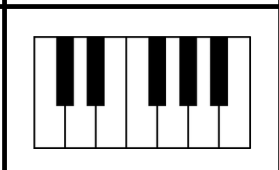
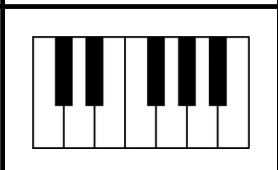
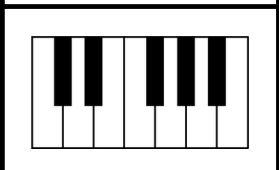
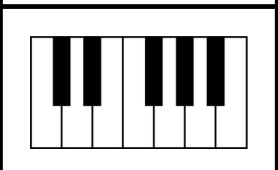
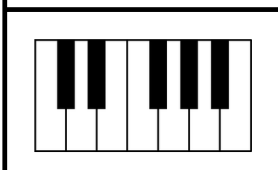
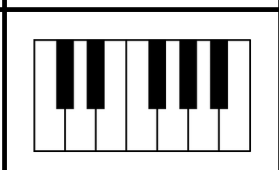
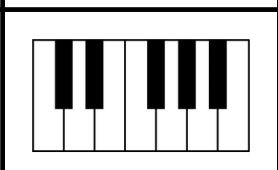
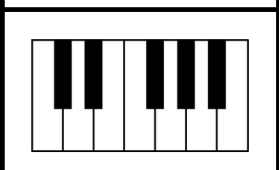
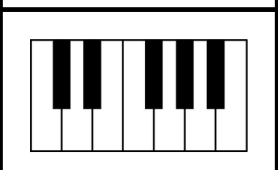
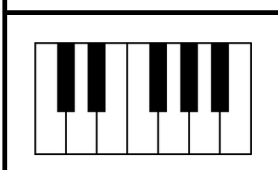
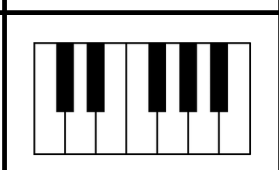
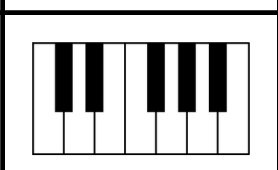
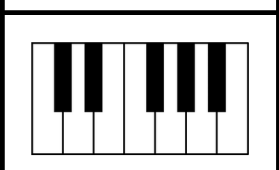
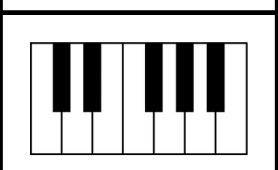
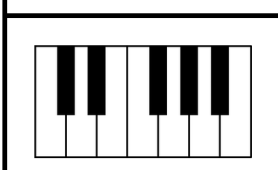
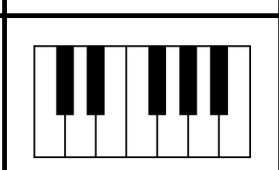
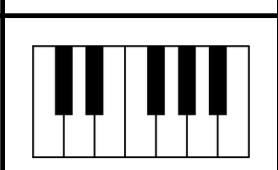
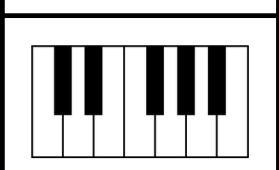
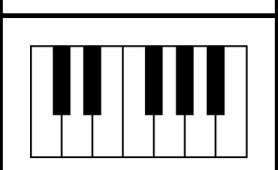





C

D

E

F

G

# CHRISTMAS KEYBOARD COLORING



1. Sit at a table with the game board, a pencil crayon, and a die.
2. To begin, the student rolls the die and then locates the key name on the game board that matches the number rolled. If a "1" is rolled, the student rolls again.
3. Next, on any keyboard below the key name located in Step 2, the student colors the key that matches the key name.
4. The student repeats Steps 2 and 3 until each keyboard in a column below one key name contains a colored key.
5. If the first completed column is above a green elf, the student wins the game. If the first completed column is above a red elf, the student loses the game.
6. If the student loses the game she must color the correct keys on any remaining keyboards. If the student wins the game, the teacher must color the correct keys on any remaining keyboards.



## INSTRUCTIONS