


# FA LA LA LATE FOR CHRISTMAS



V.U.  
LEVEL  
**F**




CHRISTMAS SONGS AND ACTIVITIES IN 3/4 TIME  
**FOR MID-PRIMER PIANO STUDENTS**

This is a preview (16 of 32 pages).  
Pages have been removed from  
various sections.

Fa La La Late  
**FOR CHRISTMAS**

— V. U. LEVEL F —

CHRISTMAS SONGS AND ACTIVITIES IN 3/4 TIME  
FOR MID-PRIMER PIANO STUDENTS



*Andrea and Trevor Dow's*  
VERY USEFUL PIANO LIBRARY

Fa La La Late For Christmas by Andrea and Trevor Dow  
Copyright © 2022 Teach Music Today Learning Solutions and WunderKeys Music  
[www.teachpianotoday.com](http://www.teachpianotoday.com) and [www.wunderkeys.com](http://www.wunderkeys.com)


All Rights Reserved. This book or parts thereof may not be reproduced in any form, stored in any retrieval system, or transmitted in any form by any means -electronic, mechanical, photocopy, recording, or otherwise - without prior written permission of the publisher, except as provided by copyright law.

# *Andrea and Trevor Dow's*

## VERY USEFUL PIANO LIBRARY



*Fa La La Late For Christmas* is a mid-primer piano resource. Composed in middle C position and in 3/4 time, the Christmas carols in this book are arranged to match the pedagogical development of young students. A leveling chart for the *Very Useful Piano Library* is provided at the end of this book.



**4**

Warm-Up Exercises

**20**

Activity Set Three

**6**

December 1st | Arr. I Saw Three Ships

**22**

Christmas Dreams | Arr. Greensleeves

**8**

Santa Letter | Arr. Away In A Manger

**24**

Activity Set Four

**10**

Activity Set One

**26**

Missed Christmas | A Christmas Original

**12**

Christmas Cookies | Arr. Silent Night

**28**

Holiday Joy (Duet)

**14**

Trim The Tree | A Christmas Original

**30**

Practice Tracker

**16**

Activity Set Two

**31**

Certificate

**18**

Santa Photo | Arr. We Three Kings

**32**

Book Level Guide



# SANTA LETTER

Away In



Sample

mas	list	sad - ly	was	missed.
-----	------	----------	-----	---------

Musical notation on a single staff corresponding to the lyrics above. The notes are: a quarter note for 'mas', a quarter note for 'list', a dotted quarter note for 'sad - ly', a quarter note for 'was', and a dotted quarter note for 'missed.'

9

*mf* I tried to stall him but he had to go.

This musical system contains measures 9 through 12. It features a grand staff with a treble clef on the upper staff and a bass clef on the lower staff. The melody is written in the treble clef, and the accompaniment is in the bass clef. The lyrics are: "I tried to stall him but he had to go." The dynamic marking *mf* is placed at the beginning of the first measure.

13

That San - ta let - ter won't reach the M

This musical system contains measures 13 through 16. It features a grand staff with a treble clef on the upper staff and a bass clef on the lower staff. The melody is written in the treble clef, and the accompaniment is in the bass clef. The lyrics are: "That San - ta let - ter won't reach the M".

17

an e - mail is what you should send.

This musical system contains measures 17 through 20. It features a grand staff with a treble clef on the upper staff and a bass clef on the lower staff. The melody is written in the treble clef, and the accompaniment is in the bass clef. The lyrics are: "an e - mail is what you should send." The system ends with a double bar line.

# NOTE READING

Draw an X over the note below each tortoise that matches the note name on the calendar.



A green cartoon tortoise wearing a red Santa hat with white trim, holding a calendar page with the letter 'D' written on it.

		
---	---	---



A green cartoon tortoise wearing a red Santa hat with white trim, holding a calendar page with the letter 'F' written on it.

		
---	---	--



A green cartoon tortoise wearing a red Santa hat with white trim, holding a calendar page with the letter 'G' written on it.

		
---	---	---




A green cartoon tortoise wearing a red Santa hat with white trim, holding a calendar page with the letter 'E' written on it.


---






A green cartoon tortoise wearing a red Santa hat with white trim, holding a calendar page with the letter 'A' written on it.

		
---	---	---



A green cartoon tortoise wearing a red Santa hat with white trim, holding a calendar page with the letter 'F' written on it.

		
---	---	--



A green cartoon tortoise wearing a red Santa hat with white trim, holding a calendar page with the letter 'C' written on it.

		
---	---	---

Sample





# CHRISTMAS

Silence



Sample

a	batch	of	cook - ies	from	scratch.

9

*mf* You would have loved all the ic - ing we spread.

Musical notation for measures 9-12. The melody is written on a treble clef staff with a key signature of one flat. The lyrics are: "You would have loved all the ic - ing we spread." The music consists of quarter notes in the treble and bass clefs.

13

You would have loved the smell of gin -

Musical notation for measures 13-16. The melody is written on a treble clef staff with a key signature of one flat. The lyrics are: "You would have loved the smell of gin -". The music consists of quarter notes in the treble and bass clefs.

17

on try - ing to find Christ - mas fun.

Musical notation for measures 17-20. The melody is written on a treble clef staff with a key signature of one flat. The lyrics are: "on try - ing to find Christ - mas fun." The music consists of quarter notes in the treble and bass clefs.

# NOTE READING

Beginning at the tortoise and ending at the tree, draw a line that passes through seven note circles. In Box 1, write the name of each note in each circle that rests on your path. Next, draw a new path and write the note names in Box 2. Finally, play again.



A path of seven circular icons for a note-reading activity. The icons are arranged in a zig-zag pattern from top-left to bottom-right. The icons are: a treble clef with a quarter note on the second line; a green tortoise wearing a red Santa hat and holding a yellow star; a bass clef with a quarter note on the second line; a bass clef with a quarter note on the second line; a treble clef with a quarter note on the second line; a bass clef with a quarter note on the second line; and a bass clef with a quarter note on the second line. A large, light gray diagonal watermark reading "Sample" is overlaid across the middle of the page.

<b>1</b>		<b>2</b>		<b>3</b>	
----------	--	----------	--	----------	--



# SANTA PU

We Th



Sample

his	chair	but	he's	not	there.		

9

Musical notation for measures 9-12. The treble clef staff contains the melody with lyrics: *f* Too bad that you missed your San - ta pic. The bass clef staff contains the piano accompaniment.

13

Musical notation for measures 13-16. The treble clef staff contains the melody with lyrics: and you can't meet St. Nick. The bass clef staff contains the piano accompaniment.

17

Musical notation for measures 17-20. The treble clef staff contains the melody with lyrics: ry home for Christ - mas Eve. The bass clef staff contains the piano accompaniment.

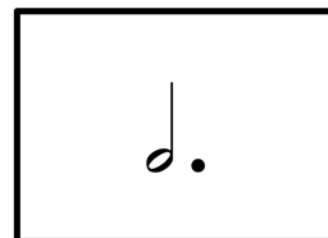


Sample



# RHYTHM DRUM DRILLS

Sit in front of a table with a pencil in each hand. Select a line of rhythm to drum on the table. If a measure is RED, tap its rhythm with the pencil in your right hand. If a measure is GREEN, tap its rhythm with the pencil in your left hand. If a measure is BLACK, tap its rhythm with both pencils.

**ONE**



Sample

# HOLIDAY JOY

Student Part: Play one octave higher than written.

1 2

*mf* My Christ - mas Day did not go as I planned.

This system contains the first four measures of the piece. It is written in 3/4 time with a treble clef. The melody starts on a middle C. The lyrics are: "My Christ - mas Day did not go as I planned." There are fingerings 1 and 2 indicated above the notes.

5

But I learned some - thing that is


This system contains measures 5 through 8. The melody continues with the lyrics: "But I learned some - thing that is".

9

to - geth - er with fam - 'ly and friends.

This system contains measures 9 through 12. The melody concludes with the lyrics: "to - geth - er with fam - 'ly and friends." A large diagonal watermark reading "Sample" is overlaid across this system.

This system contains measures 13 through 16. The melody continues with the lyrics: "to - geth - er with fam - 'ly and friends." The piece ends with a double bar line.



Draw an X on 1  
calendar each day you  
practice with this book.

# PRACTICE TRACKER






CERTIFICATE OF ACHIEVEMENT

Presented to:

\_\_\_\_\_



LET'S **CELEBRATE** YOUR PIANO SKILLS

# BOOK LEVEL CHART FOR THE **VERY USEFUL PIANO LIBRARY**

PIANO GRADE	V. U. LEVEL	CONCEPTS (only main concepts listed)
<b>EARLY PRIMER</b>	<b>A</b>	black keys, finger numbers
	<b>B</b>	black keys, finger-number notes with rhythm
	<b>C</b>	alpha notes with rhythm (quarter, half, whole)
	<b>D</b>	early middle C position (ABCDE on the staff)
<b>MID PRIMER</b>	<b>E</b>	middle C position (all notes), stepping only
	<b>F</b>	middle C position, stepping only, 3/4 time
	<b>G</b>	middle C position, stepping and skipping
	<b>H</b>	C position, stacked notes
<b>LATE PRIMER</b>	<b>I</b>	C position, hands-together stepping
	<b>J</b>	C position, hands-together stepping and skipping
	<b>K</b>	C position, beginner LH accompaniment, quarter rests
<b>LEVEL 1A</b>	<b>L</b>	Level I-J-K concepts + staccato and legato
	<b>M</b>	treble C position, mid-piece hand movements
	<b>N</b>	harmonic intervals of a 2nd, 3rd, 4th, and 5th
<b>LEVEL 1B</b>	<b>O</b>	Level L-M-N concepts + accidentals (sharps and flats)
	<b>P</b>	Level L-M-N-O concepts + eighth notes
	<b>Q</b>	G position, low G position, accidentals, eighth notes

Thank you for previewing

**Fa La La**  
**Late For Christmas**

[Click here to purchase this book.](#)