
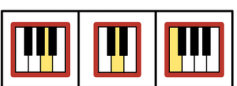


























With today's activity your new primer students will have a blast building keyboard awareness.

KEYBOARD AWARENESS

Cut and laminate the Clip Cards. Instruct your student to attach a paper clip to the marked keyboard below each ELF that matches the key name on its PRESENT.

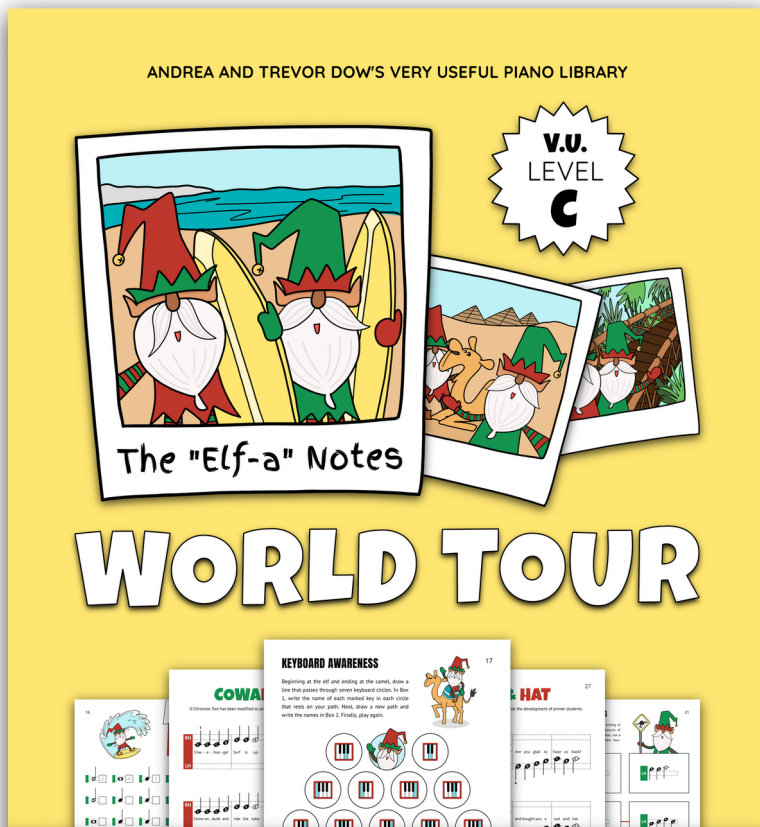
...ent to attach a paper clip to the marked
on its PRESENT.

ALPHA NOTE MUSIC

The “Elf-a” Notes World Tour is a pre-reading Christmas piano book. The popular holiday songs in this resource have been composed with the developmental abilities of early primer students in mind.

Inside you will discover 7 piano solos with lyrics and duets, keyboard awareness games, rhythm reading practice, finger number exercises, a coloring activity, a practice tracker, and a certificate of achievement.



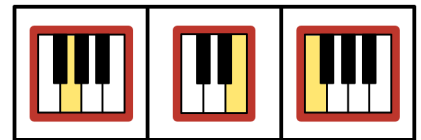
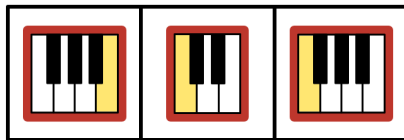
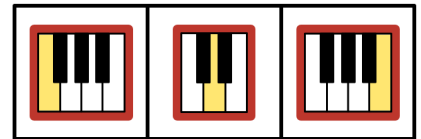
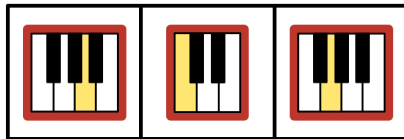
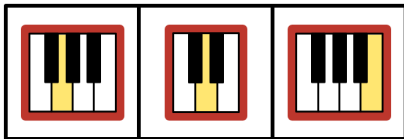
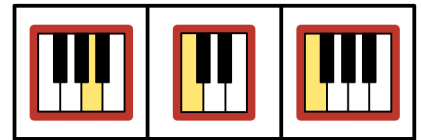
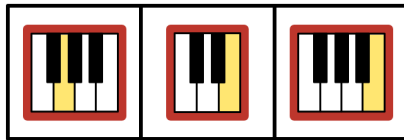
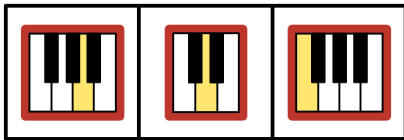
AVAILABLE ON AMAZON



Andrea and Trevor Dow's
VERY USEFUL PIANO LIBRARY

ALPHA NOTE CHRISTMAS SONGS AND ACTIVITIES
FOR PRE-READING PIANO STUDENTS

Cut and laminate the Clip Cards. Instruct your student to attach a paper clip to the marked keyboard below each ELF that matches the key name on its PRESENT.



Cut and laminate the Clip Cards. Instruct your student to attach a paper clip to the marked keyboard below each ELF that matches the key name on its PRESENT.

