

SCALLY WAGTAIL



Sails into Treble

V.U.
LEVEL
M

7

9

f Then they would shout, "Yo - ho, come on, let's go!"

13

Shiv - er me tim - bers. Sail ho! Thar she blows!"

TE READING

17

Starting at the fox and ending at the wagon, draw a path that passes through seven note circles. In Box 1, the name of each note in each circle that rests on top. Next, draw a new path and write the notes in Box 2. Finally, play again.

Activity instructions: Starting at the fox and ending at the wagon, draw a path that passes through seven note circles. In Box 1, the name of each note in each circle that rests on top. Next, draw a new path and write the notes in Box 2. Finally, play again.

TREBLE C POSITION SONGS AND ACTIVITIES
FOR LEVEL 1A PIANO STUDENTS

This is a preview (19 of 32 pages).
Pages have been removed from
various sections.

Scally Wagtail

SAILS INTO TREBLE

— V. U. LEVEL M —

TREBLE C POSITION SONGS AND ACTIVITIES
FOR LEVEL 1A PIANO STUDENTS



Andrea and Trevor Dow's
VERY USEFUL PIANO LIBRARY

Scally Wagtail Sails Into Treble by Andrea and Trevor Dow
Copyright © 2022 Teach Music Today Learning Solutions and WunderKeys Music
www.teachpianotoday.com and www.wunderkeys.com

All Rights Reserved. This book or parts thereof may not be reproduced in any form, stored in any retrieval system, or transmitted in any form by any means - electronic, mechanical, photocopy, recording, or otherwise - without prior written permission of the publisher, except as provided by copyright law.

Andrea and Trevor Dow's VERY USEFUL PIANO LIBRARY



Scally Wagtail Sails Into Treble is composed for level 1A piano students. Children using this book will gain confidence playing music that includes the treble C 5-finger scale. A leveling chart for the *Very Useful Piano Library* is provided at the end of this book.



4

Warm-Up Exercises

6

Chores Overboard

8

Anchors Aweigh

10

Activity Set One

12

Pieces Of Eight

14

Over They Go

16

Activity Set Two

18

Pirates Wanted

20

The Pirate King

22

Activity Set Three

24

Rescue Me

26

Activity Set Four

28

Walk The Plank (Duet)

30

Practice Tracker

31

Certificate

32

Book Level Guide



CHORES OVERBOARD!

1

...this list and toss it o - ver - board!

The image shows musical notation for a song. It includes a treble clef, a 3/4 time signature, and a first ending bracket. The lyrics are: "...this list and toss it o - ver - board!". The melody is written on a single staff, and the bass line is written on a lower staff. A large, semi-transparent watermark reading "Sample" is overlaid diagonally across the page.

9

f Then they would shout, "Yo - ho, come on, let's go!"

Musical notation for measures 9-12, including a treble clef, a bass clef, and a piano (*f*) dynamic marking. The melody is in the treble clef and the accompaniment is in the bass clef. A slur covers the melody across all four measures.

13

Shiv - er me tim - bers. Sail ho! Thar

Musical notation for measures 13-16, including a treble clef and a bass clef. The melody is in the treble clef and the accompaniment is in the bass clef. A slur covers the melody across all four measures.

17

Musical notation for measures 17-20, including a treble clef and a bass clef. The melody is in the treble clef and the accompaniment is in the bass clef. A slur covers the melody across all four measures.

nom can't make a chore list for me!

Musical notation for measures 21-24, including a treble clef and a bass clef. The melody is in the treble clef and the accompaniment is in the bass clef. A slur covers the melody across all four measures.

Sample

NOTE READING

Draw an X over the note below each fox that matches the note name on the scroll.

A cartoon fox wearing a pirate hat with a skull and crossbones, a red and white striped shirt, and blue shorts. It is holding a scroll with the letter 'G' written on it. Below the fox are three musical staves, each containing a single note: a G4 note on the first staff, a C4 note on the second staff, and a G4 note on the third staff.

A cartoon fox wearing a pirate hat with a skull and crossbones, a red and white striped shirt, and blue shorts. It is holding a scroll with the letter 'C' written on it. Below the fox are three musical staves, each containing a single note: a C4 note on the first staff, a G4 note on the second staff, and a C4 note on the third staff.

A cartoon fox wearing a pirate hat with a skull and crossbones, a red and white striped shirt, and blue shorts. It is holding a scroll with the letter 'F' written on it. Below the fox are three musical staves, each containing a single note: an F4 note on the first staff, a C4 note on the second staff, and an F4 note on the third staff.

A cartoon fox wearing a pirate hat with a skull and crossbones, a red and white striped shirt, and blue shorts. It is holding a scroll with the letter 'D' written on it. Below the fox are three musical staves, each containing a single note: a D4 note on the first staff, a G4 note on the second staff, and a D4 note on the third staff.

A cartoon fox wearing a pirate hat with a skull and crossbones, a red and white striped shirt, and blue shorts. It is holding a scroll with the letter 'C' written on it. Below the fox are three musical staves, each containing a single note: a C4 note on the first staff, a G4 note on the second staff, and a C4 note on the third staff.

A cartoon fox wearing a pirate hat with a skull and crossbones, a red and white striped shirt, and blue shorts. It is holding a scroll with the letter 'D' written on it. Below the fox are three musical staves, each containing a single note: a D4 note on the first staff, a G4 note on the second staff, and a D4 note on the third staff.

A cartoon fox wearing a pirate hat with a skull and crossbones, a red and white striped shirt, and blue shorts. It is holding a scroll with the letter 'C' written on it. Below the fox are three musical staves, each containing a single note: a C4 note on the first staff, a G4 note on the second staff, and a C4 note on the third staff.

A cartoon fox wearing a pirate hat with a skull and crossbones, a red and white striped shirt, and blue shorts. It is holding a scroll with the letter 'F' written on it. Below the fox are three musical staves, each containing a single note: an F4 note on the first staff, a C4 note on the second staff, and an F4 note on the third staff.


Sample



OVER THE



Sample



ho!	O - ver	they	go!
-----	---------	------	-----

9

Land ho! Pad - dle ye scal - ly - wags!

Musical notation for measures 9-12. The treble clef staff contains a melodic line with a half note 'Land', a dotted half note 'ho!', and a phrase of eighth notes: 'Pad - dle ye scal - ly - wags!'. The bass clef staff provides a simple accompaniment of quarter notes.

13

I must es - cape from these chores!

Musical notation for measures 13-16. The treble clef staff continues the melody with a half note 'I', a dotted half note 'must', and a phrase of eighth notes: 'es - cape from these chores!'. The bass clef staff continues the accompaniment.

17

5

ho! Row, pi - rates, row!

Musical notation for measures 17-20. The treble clef staff begins with a half note 'ho!', followed by a phrase of eighth notes: 'Row, pi - rates, row!'. The bass clef staff continues the accompaniment.

ho! Row, pi - rates, row!

Musical notation for measures 21-24. The treble clef staff continues the melody with a half note 'ho!', followed by a phrase of eighth notes: 'Row, pi - rates, row!'. The bass clef staff continues the accompaniment.

Sample

NOTE READING

Beginning at the fox and ending at the wagon, draw a line that passes through seven note circles. In Box 1, write the name of each note in each circle that rests on your path. Next, draw a new path and write the note names in Box 2. Finally, play again.



1		2		3	
---	--	---	--	---	--



THE PIRATE

Sample

a look - out from in the crow's nest.

The image shows musical notation for the song 'The Pirate'. It includes a treble clef, a 3/4 time signature, and a second ending bracket. The lyrics are: 'a look - out from in the crow's nest.' The music is written on a single staff with a key signature of one flat (Bb).

9

Shan - ties I sing, from ropes I swing.

13

f I raise my sword as the new pi -

17

1

5

Sample

SIGHT READING 1

Beginning at the **START** and ending at the **FINISH**, play the four measures of music that rest on the path. Next, use a colored crayon to draw a new four-measure path. Play again.

Musical notation for the first measure of a four-measure path. It consists of two staves in 4/4 time. The treble clef staff has a quarter note on G5 (labeled '5') and three eighth notes on F5, E5, and D5. The bass clef staff has a whole note on C4 (labeled '1').

START

Blank musical notation for the second measure of a four-measure path, consisting of two empty staves.

Blank musical notation for the third measure of a four-measure path, consisting of two empty staves.

Musical notation for the fourth measure of a four-measure path. It consists of two staves in 4/4 time. The treble clef staff has a whole note on C4. The bass clef staff has a whole note on C4. A double bar line is at the end of the measure.

FINISH

Sample

9

mf Stuck out at sea. Please res - cue me!

13

How does one start a mu - tin - y?

17

think I've made a big mis - take.

MYSTERY PICTURE



Color each square using the Crayon Guide. For example, if the note inside a square is D on the treble staff, color that square red.

Sample










Draw an X over
1 hat each day you
practice with this book.

PRACTICE TRACKER





CERTIFICA



Presented to:



YOU **ARRRRR** A GREAT P

Sample

BOOK LEVEL CHART FOR THE **VERY USEFUL PIANO LIBRARY**

PIANO GRADE	V. U. LEVEL	CONCEPTS (only main concepts listed)
EARLY PRIMER	A	black keys, finger numbers
	B	black keys, finger-number notes with rhythm
	C	alpha notes with rhythm (quarter, half, whole)
	D	early middle C position (ABCDE on the staff)
MID PRIMER	E	middle C position (all notes), stepping only
	F	middle C position, stepping only, 3/4 time
	G	middle C position, stepping and skipping
	H	C position, stacked notes
LATE PRIMER	I	C position, hands-together stepping
	J	C position, hands-together stepping and skipping
	K	C position, beginner LH accompaniment, quarter rests
LEVEL 1A	L	Level I-J-K concepts + staccato and legato
	M	treble C position, mid-piece hand movements
	N	harmonic intervals of a 2nd, 3rd, 4th, and 5th
LEVEL 1B	O	Level L-M-N concepts + accidentals (sharps and flats)
	P	Level L-M-N-O concepts + eighth notes
	Q	G position, low G position, accidentals, eighth notes

Thank you for previewing

**Scally Wagtail
Sails Into Treble**

[Click here to purchase this book.](#)