

ANDREA AND TREVOR DOW'S VERY USEFUL PIANO LIBRARY



BAT VON FLAPP'S Fairy Tales and Scary Tunes



SUPPLEMENTARY SONGS AND ACTIVITIES FOR
EARLY PRIMER PIANO STUDENTS

This is a preview (17 of 32 pages).
Pages have been removed from
various sections.

BAT VON FLAPP'S

Fairy Tales and Scary Tunes

— V. U. LEVEL D —

SUPPLEMENTARY SONGS AND ACTIVITIES
FOR EARLY PRIMER PIANO STUDENTS



Andrea and Trevor Dow's
VERY USEFUL PIANO LIBRARY

Bat von Flapp's Fairy Tales and Scary Tunes by Andrea and Trevor Dow
Copyright © 2022 Teach Music Today Learning Solutions and WunderKeys Music
www.teachpianotoday.com and www.wunderkeys.com

All Rights Reserved. This book or parts thereof may not be reproduced in any form, stored in any retrieval system, or transmitted in any form by any means - electronic, mechanical, photocopy, recording, or otherwise - without prior written permission of the publisher, except as provided by copyright law.

Andrea and Trevor Dow's VERY USEFUL PIANO LIBRARY



Bat von Flapp's Fairy Tales and Scary Tunes is composed for early primer piano students. Children using this book will gain confidence playing with A, B, C, D, and E in middle C position. A leveling chart for the *Very Useful Piano Library* is provided at the end of this book.



4

Warm-Up Exercises

6

Bedtime Book

8

Drac And The Beanstalk

10

Activity Set One

12

Cinderspella

14

Little Wrapped Riding Hood

16

Activity Set Two

18

Zombielocks

20

Skull In Boots

22

Activity Set Three

24

Tiptoe Away

26

Activity Set Four

28

Off To Sleep (Duet)

30

Practice Tracker

31

Certificate

32

Book Level Guide

6



BEDTIME



Sample

bed - time	if you are a	bat.

9

f First I find a branch. Then my toes I hook.

13

As the stars fade, I pick up

17

set - tle down to go to sleep?

Sample



DRAC and the BEANSTALK



Stom

Sample

	STOMP! STOMP!	throws a - way his	plate of beans.

9

Musical notation for measures 9-12. The treble clef contains a melody of quarter notes: G4, A4, B4, C5, B4, A4, G4. The lyrics are: Dra - cu - la wakes up to a gi - ant sur - prise. The bass clef contains a simple accompaniment of half notes: G3, A3, B3, C4.

13

Musical notation for measures 13-16. The treble clef contains a melody of quarter notes: G4, A4, B4, C5, B4, A4, G4. The lyrics are: He can see a bean - stalk reach - ing for. The bass clef contains a simple accompaniment of half notes: G3, A3, B3, C4.





17

Musical notation for measures 17-20. The treble clef contains a melody of quarter notes: G4, A4, B4, C5, B4, A4, G4. The lyrics are: can't be near the sun; so this tale is done! The bass clef contains a simple accompaniment of half notes: G3, A3, B3, C4.

Sample

NOTE READING

Draw an X over the note below each bat that matches the note name on the book.



Sample

12



CINDERELLA



Sample



CINDERPELLA

Student
Part

13

Play two octaves higher than written.

3

f Nast - y sis - ters sent her to the at - tic,

3

Detailed description: This system contains measures 3 and 4 of the score. It is written in 4/4 time. The treble clef staff has a treble clef and a key signature of one flat. The bass clef staff has a bass clef. Measure 3 contains a triplet of quarter notes in the treble staff and a triplet of quarter notes in the bass staff. Measure 4 contains a quarter note in the treble staff and a quarter note in the bass staff. The lyrics are: "Nast - y sis - ters sent her to the at - tic,". A dynamic marking of *f* is present at the start of measure 3.

5

for she did not have

Detailed description: This system contains measures 5 and 6 of the score. It is written in 4/4 time. The treble clef staff has a treble clef and a key signature of one flat. The bass clef staff has a bass clef. Measure 5 contains a quarter note in the treble staff and a quarter note in the bass staff. Measure 6 contains a quarter note in the treble staff and a quarter note in the bass staff. The lyrics are: "for she did not have".

9

Detailed description: This system contains measures 9 and 10 of the score. It is written in 4/4 time. The treble clef staff has a treble clef and a key signature of one flat. The bass clef staff has a bass clef. Measure 9 contains a quarter note in the treble staff and a quarter note in the bass staff. Measure 10 contains a quarter note in the treble staff and a quarter note in the bass staff. The lyrics are: "ball look - ing the fair - est in the town.".

Sample


NOTE READING

Beginning at Cinderella and ending at the mouse, draw a line that passes through seven note circles. In Box 1, write the name of each note in each circle that rests on your path. Next, draw a new path and write the note names in Box 2. Finally, play again.



A path of musical note circles. The path starts at Cinderella (a green-skinned girl with red hair and a black witch hat) in a central circle. From there, it goes to a circle with a bass clef and a note on the first line. Then to a circle with a treble clef and a note on the second line. Then to a circle with a bass clef and a note on the second line. Then to a circle with a treble clef and a note on the second line. Then to a circle with a bass clef and a note on the first line. Then to a circle with a treble clef and a note on the second line. Finally, it ends at a circle with a mouse. A large diagonal watermark 'Sample' is overlaid on the path.

1		2		3	
----------	--	----------	--	----------	--



ZOMBIE

Sample

Search of food, came a - cross a cave.

The image shows a musical score for the song 'Zombie'. It features a treble clef and a 4/4 time signature. The lyrics are: 'Search of food, came a - cross a cave.' The melody consists of four quarter notes: G4, A4, B4, and C5. The lyrics are written below the notes, with hyphens under 'a - cross' to indicate a long note. There are two empty staves below the lyrics, one for the bass line and one for the piano accompaniment.

9

There she found bowls of slime, so she took a bite.

Musical notation for measures 9-12, including treble and bass clefs and lyrics.

13

One was hot and one was cold and then one was

Musical notation for measures 13-16, including treble and bass clefs and lyrics.

17


up your meal. It's time to get back to your tomb.

Musical notation for measures 17-20, including treble and bass clefs and lyrics.

Sample

SIGHT READING

Beginning at the **START** and ending at the **FINISH**, play the four measures of music that rest on the path. Next, use a colored crayon to draw a new four-measure path. Play again.



A musical staff in 4/4 time. The treble clef is on the top line, and the bass clef is on the bottom line. The first measure contains four quarter notes on the bass line, all resting on a path. A red box labeled "START" has a line pointing to the first note. A "3" is written below the first note.

A musical staff with five lines. The first measure contains three quarter notes on the top line, all resting on a path. A "1" is written above the first note.

A musical staff with five lines. The first measure contains three quarter notes on the top line, all resting on a path. A "3" is written above the first note.

A musical staff with five lines. The first measure contains three quarter notes on the top line, all resting on a path. A "3" is written above the first note.

A musical staff with five lines. The first measure contains three quarter notes on the top line, all resting on a path. A red box labeled "FINISH" has a line pointing to the end of the staff.

Sample


MYSTERY PICTURE



Color each square using the Crayon Guide. For example, if the note inside a square is A on the bass staff, color that square green.

Sample






Draw an X over
1 hat each day you
practice with this book.

PRACTICE TRACKER



CERTIFICATE OF ACHIEVEMENT

Presented to:



YOU ARE A **FANG-TASTIC** PIANO PLAYER

Thank you for previewing

**Bat von Flapp's
Fairy Tales and Scary Tunes**

[Click here to purchase this book.](#)