

Andrea and Trevor Dow's
VERY USEFUL PIANO LIBRARY



HILDEGARD NEEDS A HAPPY TUNE

NOTE READING Draw an X over the note below each hamster that matches the note name on her phone.

The activity page is divided into two rows. Each row contains three hamsters, each holding a pink phone with a letter on it. Below each hamster are three musical staves (treble, bass, and alto clefs). The letters on the phones are G, F, D in the top row and G, B, A in the bottom row. To the left and right of the activity page are snippets of musical notation with lyrics. The top snippet shows the lyrics "Mixed too man - y cool - ors, now" and "me, there's no H - 2 - O!". The bottom snippet shows the lyrics "and my smil - ing pic - ture" and "won't work; there's no way to float!". The page number "15" is in the top right corner.

SUPPLEMENTARY SONGS AND ACTIVITIES
FOR MID-PRIMER PIANO STUDENTS

This is a preview (19 of 32 pages).
Pages have been removed from
various sections.

HILDEGARD

NEEDS A HAPPY TUNE

— V. U. LEVEL E —

SUPPLEMENTARY SONGS AND ACTIVITIES

FOR MID-PRIMER PIANO STUDENTS



Andrea and Trevor Dow's

VERY USEFUL PIANO LIBRARY

Hildegard Needs A Happy Tune by Andrea and Trevor Dow
Copyright © 2022 Teach Music Today Learning Solutions and WunderKeys Music
www.teachpianotoday.com and www.wunderkeys.com

All Rights Reserved. This book or parts thereof may not be reproduced in any form, stored in any retrieval system, or transmitted in any form by any means - electronic, mechanical, photocopy, recording, or otherwise - without prior written permission of the publisher, except as provided by copyright law.

Andrea and Trevor Dow's VERY USEFUL PIANO LIBRARY



Hildegard Needs A Happy Tune is a motivating, mid-primer resource. The piano pieces in this book will help young students gain confidence playing stepping notes in middle C position. A leveling chart for the Very Useful Piano Library is provided at the end of this book.



4

Warm-Up Exercises

6

I'm So Bored!

8

Add To Cart

10

Activity Set One

12

Scooter For Sale

14

No H2O

16

Activity Set Two

18

Drip And Drizzle

20

Last Chance

22

Activity Set Three

24

Hildegard's Happy Tune

26

Activity Set Four

28

Filled With Glee (Duet)

30

Practice Tracker

31

Certificate

32



Book Level Guide



WARM-UPS

Let's wake up our fingers! At the beginning of every practice session, perform the following five warm-up exercises.

BURROW BEND




HAMSTER HOP

Musical score for 'HAMSTER HOP' in 4/4 time. The score consists of two staves: a treble clef staff and a bass clef staff. The treble staff begins with a 5-finger fingering mark above the first note. The bass staff begins with a 1-finger fingering mark below the first note. The piece concludes with a double bar line and repeat dots.

CAGE CURL

Musical score for 'CAGE CURL' in 4/4 time. The score consists of two staves: a treble clef staff and a bass clef staff. The piece concludes with a double bar line and repeat dots. A large, semi-transparent watermark reading 'Sample' is overlaid diagonally across the page.



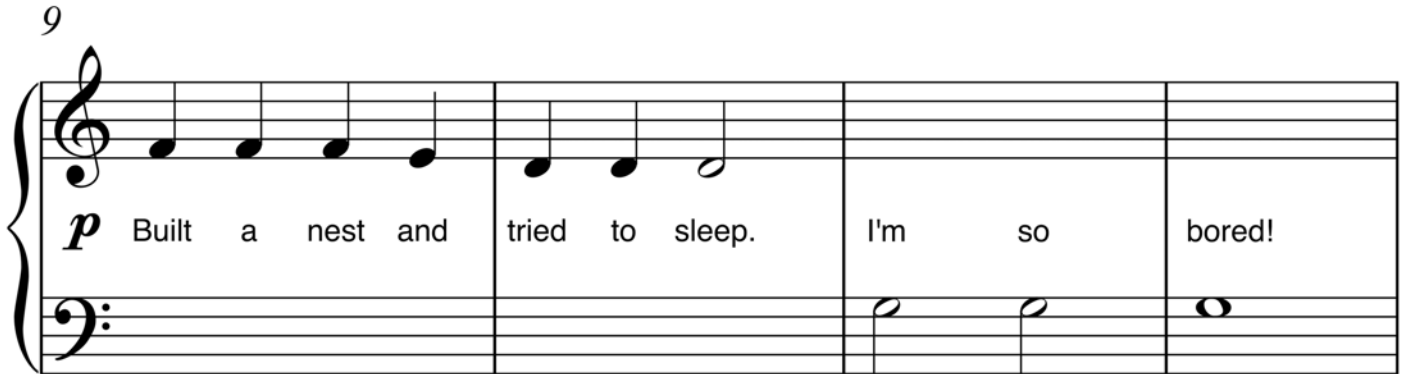
I'M SO

5

Sample


five - star	ham - ster meal.	I'm	so	bored!
-------------	------------------	-----	----	--------

9



p Built a nest and tried to sleep. I'm so bored!

13



mf Found a broom so I could sweep. I am

17






must not lie here and say, I AM JUST SO BORED!




must not lie here and say, I AM JUST SO BORED!

NOTE READING

Draw an X over the note below each hamster that matches the note name on her phone.



Sample



No

Sample

Partial musical notation with lyrics: nift - y rub - ber ring I bought on a whim?

Partial musical notation with lyrics: nift - y rub - ber ring I bought on a whim?

1

9

f Oh dear, sil - ly me, there's no H - 2 - O!

Musical notation for measures 9-12. Measure 9: Treble clef, two quarter notes (G4, A4). Measure 10: Treble clef, four quarter notes (B4, C5, D5, E5). Measure 11: Treble clef, four quarter notes (F5, G5, A5, B5). Measure 12: Treble clef, whole note (C6).

13

mp Swim- ming in my cage won't work; there's no

Musical notation for measures 13-16. Measure 13: Treble clef, four quarter notes (G4, A4, B4, C5). Measure 14: Treble clef, four quarter notes (D5, E5, F5, G5). Measure 15: Treble clef, four quarter notes (A5, B5, C6, B5). Measure 16: Treble clef, whole note (A5).

17


Musical notation for measures 17-20. Measure 17: Treble clef, four quarter notes (G4, A4, B4, C5). Measure 18: Treble clef, four quarter notes (D5, E5, F5, G5). Measure 19: Treble clef, four quarter notes (A5, B5, C6, B5). Measure 20: Treble clef, whole note (A5).

... swim in hay and chips. Send this ring back quick!

Musical notation for measures 21-24. Measure 21: Treble clef, four quarter notes (G4, A4, B4, C5). Measure 22: Treble clef, four quarter notes (D5, E5, F5, G5). Measure 23: Treble clef, four quarter notes (A5, B5, C6, B5). Measure 24: Treble clef, whole note (A5).


NOTE READING

Beginning at the hamster and ending at the phone, draw a line that passes through seven note circles. In Box 1, write the name of each note in each circle that rests on your path. Next, draw a new path and write the note names in Box 2. Finally, play again.



Sample

1		2		3	
---	--	---	--	---	--



HILDEGARD'S



Sample

	on this	bench is where I	know that I was	meant to be.

9

p Sit - ting lone - ly in my cage, I had lost my zest!

4

13

mf It was time to make a change. I went

17

I ignored when learn - ing prel - udes, waltz - es, fugues, and min - u - ets!

FILLED WITH GLEE

Teacher Part

5
3
1

mf

1
With pedal

5

9

5
3

1

Sample

FILLED WITH GLEE

Student Part: Play two octaves higher than written.

5

mf 1. I was al - ways search - ing for some en - ter - tain - ment.
2. Then I found the an - swer to my dis - con - tent - ment.

5

Need - ed a so - lu - tion to my bored com - pan - y.
All my days are hap - py, much to my re - gret.

4

9

I was filled with glee. Music was the key!

I was filled with glee. Music was the key!

Sample



Draw an X over
1 phone each day you
practice with this book.

PRACTICE TRACKER




CONGRATULATIONS ON YOUR

Presented to:

CERTIFICATE

Sample



BOOK LEVEL CHART FOR THE **VERY USEFUL PIANO LIBRARY**

PIANO GRADE	V. U. LEVEL	CONCEPTS (only main concepts listed)
EARLY PRIMER	A	black keys, finger numbers
	B	black keys, finger-number notes with rhythm
	C	alpha notes with rhythm (quarter, half, whole)
	D	early middle C position (ABCDE on the staff)
MID PRIMER	E	middle C position (all notes), stepping only
	F	middle C position, stepping only, 3/4 time
	G	middle C position, stepping and skipping
	H	C position, stacked notes
LATE PRIMER	I	C position, hands-together stepping
	J	C position, hands-together stepping and skipping
	K	C position, beginner LH accompaniment, quarter rests
LEVEL 1A	L	Level I-J-K concepts + staccato and legato
	M	treble C position, mid-piece hand movements
	N	harmonic intervals of a 2nd, 3rd, 4th, and 5th
LEVEL 1B	O	Level L-M-N concepts + accidentals (sharps and flats)
	P	Level L-M-N-O concepts + eighth notes
	Q	G position, low G position, accidentals, eighth notes

Thank you for previewing

**Hildegard Needs
A Happy Tune**

[Click here to purchase this book.](#)