



Use today's February to June calendars to reinforce daily note reading with your primer piano students.

**NOTE READING CALENDARS**

**JUNE'S NOTE READING CALENDAR**



SUNDAY	MONDAY	TUESDAY	WEDNESDAY	THURSDAY	FRIDAY	SATURDAY
29	30	31	1	2	3	4

**FEBRUARY'S NOTE READING CALENDAR**

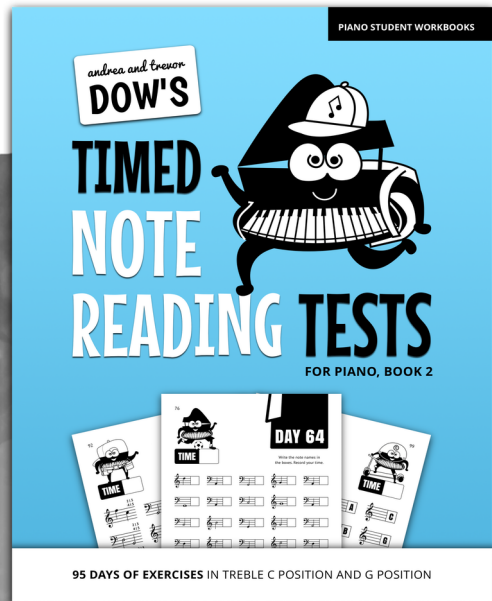


SUNDAY	MONDAY	TUESDAY	WEDNESDAY	THURSDAY	FRIDAY	SATURDAY
30	31	1	2	3	4	5
6	7	8	9	10	11	12
13	14	15	16	17	18	19
20	21	22	23	24	25	26
27	28	1	2	3	4	5
6	7	8	9	10	11	12

Instructions: Each day, write the name of the note in the gray square below the date.

*andrea and trevor*  
**DOW'S**

# TIMED NOTE READING TESTS



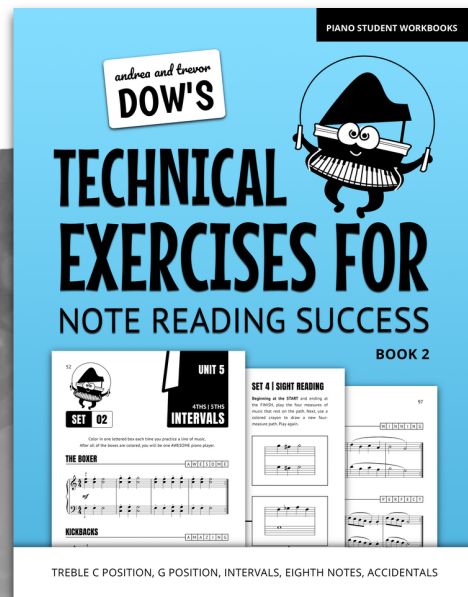
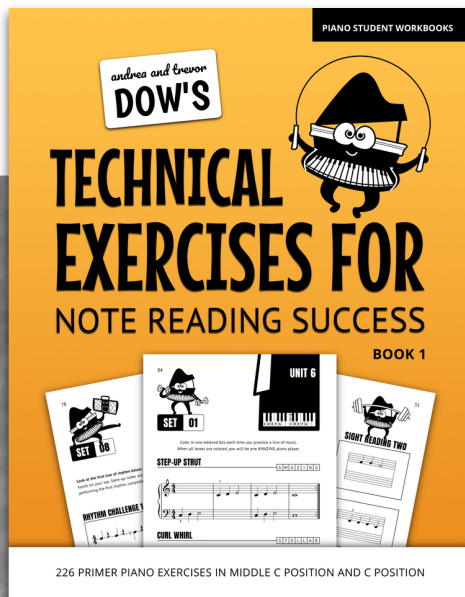
**BUY NOW**

**BUY NOW**

andrea and trevor  
**DOW'S**



# TECHNICAL EXERCISES FOR NOTE READING SUCCESS



**BUY NOW**

**BUY NOW**

# FEBRUARY'S NOTE READING CALENDAR



SUNDAY	MONDAY	TUESDAY	WEDNESDAY	THURSDAY	FRIDAY	SATURDAY
30 [Musical staff with note on G4]	31 [Musical staff with note on G4]	1 [Musical staff with note on G4]	2 [Musical staff with note on G4]	3 [Musical staff with note on G4]	4 [Musical staff with note on G4]	5 [Musical staff with note on G4]
6 [Musical staff with note on G4]	7 [Musical staff with note on G4]	8 [Musical staff with note on G4]	9 [Musical staff with note on G4]	10 [Musical staff with note on G4]	11 [Musical staff with note on G4]	12 [Musical staff with note on G4]
13 [Musical staff with note on G4]	14 [Musical staff with note on G4]	15 [Musical staff with note on G4]	16 [Musical staff with note on G4]	17 [Musical staff with note on G4]	18 [Musical staff with note on G4]	19 [Musical staff with note on G4]
20 [Musical staff with note on G4]	21 [Musical staff with note on G4]	22 [Musical staff with note on G4]	23 [Musical staff with note on G4]	24 [Musical staff with note on G4]	25 [Musical staff with note on G4]	26 [Musical staff with note on G4]
27 [Musical staff with note on G4]	28 [Musical staff with note on G4]	1 [Musical staff with note on G4]	2 [Musical staff with note on G4]	3 [Musical staff with note on G4]	4 [Musical staff with note on G4]	5 [Musical staff with note on G4]
6 [Musical staff with note on G4]	7 [Musical staff with note on G4]	8 [Musical staff with note on G4]	9 [Musical staff with note on G4]	10 [Musical staff with note on G4]	11 [Musical staff with note on G4]	12 [Musical staff with note on G4]

Instructions: Each day, write the name of the note in the gray square below the date.

# MARCH'S NOTE READING CALENDAR



SUNDAY	MONDAY	TUESDAY	WEDNESDAY	THURSDAY	FRIDAY	SATURDAY
27	28	1	2	3	4	5
6	7	8	9	10	11	12
13	14	15	16	17	18	19
20	21	22	23	24	25	26
27	28	29	30	31	1	2
3	4	5	6	7	8	9

Instructions: Each day, write the name of the note in the gray square below the date.

# APRIL'S NOTE READING CALENDAR



SUNDAY	MONDAY	TUESDAY	WEDNESDAY	THURSDAY	FRIDAY	SATURDAY
27 	28 	29 	30 	31 	1 	2 
3 	4 	5 	6 	7 	8 	9 
10 	11 	12 	13 	14 	15 	16 
17 	18 	19 	20 	21 	22 	23 
24 	25 	26 	27 	28 	29 	30 
1 	2 	3 	4 	5 	6 	7 

Instructions: Each day, write the name of the note in the gray square below the date.



# JUNE'S NOTE READING CALENDAR



SUNDAY	MONDAY	TUESDAY	WEDNESDAY	THURSDAY	FRIDAY	SATURDAY
29 	30 	31 	1 	2 	3 	4 
5 	6 	7 	8 	9 	10 	11 
12 	13 	14 	15 	16 	17 	18 
19 	20 	21 	22 	23 	24 	25 
26 	27 	28 	29 	30 	1 	2 
3 	4 	5 	6 	7 	8 	9 

Instructions: Each day, write the name of the note in the gray square below the date.