




Use today's Ice And Easy Board Game to reinforce note reading in the bass C 5-finger scale with your mid-primer students.

PIANO BOARD GAMES

**ICE AND EASY
PIANO BOARD GAME**



**ICE AN
PIANO BO**





C	D	E	F	G	ROLL AGAIN

G	ROLL AGAIN

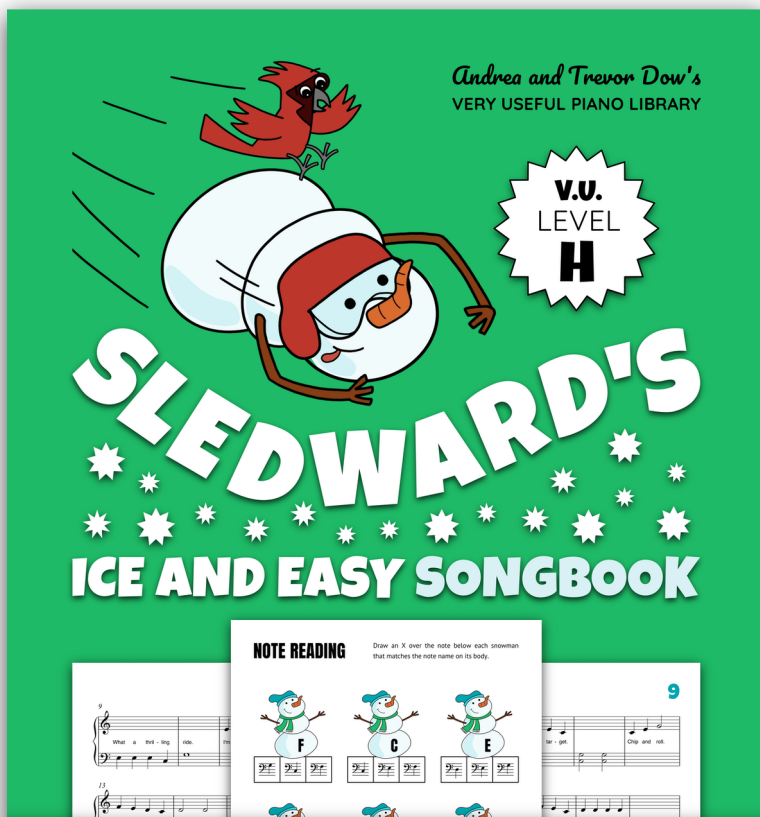
See reverse for instructions

See reverse for instructions

MID-PRIMER MUSIC

Sledward's Ice And Easy Songbook is jam-packed with mid-primer piano pieces, note reading games, warm-up exercises, sight reading and rhythm activities, a practice tracker, and a certificate of achievement.

The music in this book will help young students gain confidence playing in C 5-finger scales.




AVAILABLE ON AMAZON

NEXT WEEK

Andrea and Trevor Dow's
VERY USEFUL PIANO LIBRARY

SUPPLEMENTARY SONGS AND ACTIVITIES
FOR MID-PRIMER PIANO STUDENTS

ICE AND EASY PIANO BOARD GAME





C	D	E	F	G	ROLL AGAIN

See reverse for instructions

ICE AND EASY PIANO BOARD GAME



1. 20 coins should be placed in a container beside the game board.
2. To begin, the student places three coins (heads up) over any three squares on the game board. Next, the teacher places three coins (tails up) over any three squares on the game board.
3. Either player rolls a die and then, in the legend, locates the note name that corresponds to the number rolled.
4. The student analyzes the game squares where her coins (heads up) were placed in Step 2. If the note image beneath a coin matches the note name selected in Step 3, she keeps the coin. Any coins that do not match are returned to the container.
5. Step 4 is repeated by the teacher.
6. After all coins are removed from the game board, Steps 2 - 5 are repeated until a player collects 10 coins and wins the game.



INSTRUCTIONS