


Use today's piano solo to reinforce sight reading skills with level 1 students.

MIX AND MATCH MUSIC



A Mix and Match
SIGHT READING
SOLO


The middle section of this piece has been replaced by a sight-reading challenge. When you reach this section, play the four measures of music that rest on the dotted path before playing the final two lines. Next, I will draw a new four-measure path. Follow this path when you play the piece again.

Andrea Dow

PICK A PATH **FINISH**

LEVEL 1 MUSIC

Make Some Noise For High Jump Jackson is the perfect summer resource for students who have completed a primer method book series and are ready to move into a level 1 book. Just in time for the Olympics, this exciting resource contains piano songs, note reading games, warm-up exercises, sight reading practice, articulation activities, a practice tracker, and a certificate of achievement.



Andrea and Trevor Dow's
VERY USEFUL PIANO LIBRARY

V.U.
LEVEL
L

MAKE SOME NOISE
FOR HIGH JUMP JACKSON

NOTE READING
Beginning at the giraffe and ending at the medal, draw a line that passes through seven note circles. In Box 1, write the name of each note in each circle that rests on your path. Next, draw a new path and write the note names in Box 2. Finally, play again.

25

9
Pia: de zaf - ty

13
mp Care - ful not to

10


10
From like I could touch the sky

SUPPLEMENTARY SONGS AND ACTIVITIES FOR
EARLY LEVEL 1 PIANO STUDENTS

AVAILABLE ON AMAZON



Andrea and Trevor Dow's
VERY USEFUL PIANO LIBRARY



A Mix and Match

SIGHT READING

SOLO

The middle section of this piece has been replaced by a sight-reading challenge. When you reach this section, play the four measures of music that rest on the dotted path before playing the final two lines. Next, I will draw a new four-measure path. Follow this path when you play the piece again.

Andrea Dow

1

f Look at me, I won! There's the po - di - um.

1

Detailed description: This block contains the first four measures of a musical score in 4/4 time. The treble clef staff has a dynamic marking of *f* and lyrics: "Look at me, I won! There's the po - di - um." The bass clef staff has a single dotted quarter note in the first measure, followed by whole notes in the remaining three measures. A dotted line with the number "1" above it indicates a path through the first four measures.

5

Here at the O - lym - pic games, I fin - ished Num - ber One!

Detailed description: This block contains the next four measures of the musical score in 4/4 time. The treble clef staff has lyrics: "Here at the O - lym - pic games, I fin - ished Num - ber One!" The bass clef staff has a single dotted quarter note in the first measure, followed by whole notes in the remaining three measures. A dotted line with the number "5" above it indicates a path through the first four measures.

START

...

PICK A PATH

⋮

FINISH

⋯

13

Hear the cheer - ing crowd, call my name out loud.

17

Wave a flag and shout, "Hoor - ay!" I've made my coun - try proud.