


Andrea and Trevor Dow's
VERY USEFUL PIANO LIBRARY



MAKE SOME NOISE

FOR HIGH JUMP JACKSON

NOTE READING 17

Beginning at the giraffe and ending at the medal, draw a line that passes through seven note circles. In Box 1, write the name of each note in each circle that rests on your path. Next, draw a new path and write the note names in Box 2. Finally, play again.

9
Pad - dle swif - tly.

13
mp Care - ful not to tip.

25
I'll clear them all with ease.
Feels like I could touch the sky.


SUPPLEMENTARY SONGS AND ACTIVITIES FOR
EARLY LEVEL 1 PIANO STUDENTS

This is a preview (20 of 34 pages).
Pages have been removed from
various sections.

MAKE SOME NOISE FOR
HIGH JUMP JACKSON

— V. U. LEVEL L —

SUPPLEMENTARY SONGS AND ACTIVITIES
FOR EARLY LEVEL 1 PIANO STUDENTS



Andrea and Trevor Dow's
VERY USEFUL PIANO LIBRARY


Make Some Noise For High Jump Jackson by Andrea and Trevor Dow
Copyright © 2021 Teach Music Today Learning Solutions and WunderKeys Music
www.teachpianotoday.com and www.wunderkeys.com

All Rights Reserved. This book or parts thereof may not be reproduced in any form, stored in any retrieval system, or transmitted in any form by any means -electronic, mechanical, photocopy, recording, or otherwise - without prior written permission of the publisher, except as provided by copyright law.

Andrea and Trevor Dow's VERY USEFUL PIANO LIBRARY



Make Some Noise For High Jump Jackson is composed for students who have completed their primer piano method books and are ready to move into a level 1 series. A book level chart for the *Very Useful Piano Library* is provided at the end of this book.



4

Warm-Up Exercises

6

Golden Dreams

8

Pass and Crash

10

Activity Set One

12

Finish Line Fail

14

Wrapped Up

16

Activity Set Two



18

Let Go!

20

Giraffe Splash

22

Activity Set Three

24

Touch The Sky

26

Sparkling Gold

28

Activity Set Four

30

The Champion (Duet)

32

Practice Tracker / Certificate



GOLD MEDAL WARM-UPS

Let's wake up our fingers! At the beginning of every practice session, perform the following five warm-up exercises.

HIGH JUMP JAM

The musical notation for 'HIGH JUMP JAM' is presented in two systems. The first system shows the beginning of the piece in 4/4 time, with a treble clef and a key signature of one flat. The melody starts with a quarter note G4, followed by quarter notes A4, B4, and C5, with a fermata over the C5. The second system shows the continuation of the melody, with quarter notes D5, E5, and F5, followed by a quarter rest and a quarter note G5. The piece concludes with a double bar line and repeat dots. A large, light gray watermark reading 'Sample' is overlaid diagonally across the page.

HURDLE HOPS

Musical score for 'Hurdle Hops' in 4/4 time. The piece consists of two staves: a treble clef staff and a bass clef staff. The treble staff begins with a quarter note G4 (fingered 5), followed by a quarter rest, and then a series of eighth notes: A4, B4, C5, B4, A4, G4, F4, E4, D4, C4. The bass staff begins with a quarter note G2 (fingered 1), followed by a quarter rest, and then a series of eighth notes: A2, B2, C3, B2, A2, G2, F2, E2, D2, C2. The piece concludes with a double bar line and repeat dots.

KAYAK CRUNCH

Musical score for 'Kayak Crunch' in 4/4 time. The piece consists of two staves: a treble clef staff and a bass clef staff. The treble staff begins with a quarter note G4 (fingered 5), followed by a quarter note A4, and then a quarter note B4. The bass staff begins with a quarter note G2 (fingered 5), followed by a quarter note A2, and then a quarter note B2. The piece concludes with a double bar line and repeat dots.

Sample


6



GOLDEN



Sample



9

mp Just i - mag - ine win - ning. You are tall, and you are quick.

This block contains the first system of music, measures 9 through 12. It features a treble clef with a melody line and a bass clef with a piano accompaniment. The melody is marked with a mezzo-piano (*mp*) dynamic. The lyrics are: "Just i - mag - ine win - ning. You are tall, and you are quick." The piano accompaniment consists of sustained chords in the left hand.

13

You will look a - maz - ing with a me

This block contains the second system of music, measures 13 through 16. It continues the melody and piano accompaniment from the previous system. The lyrics are: "You will look a - maz - ing with a me".

17

Jack - son, let's go get 'em. And, of course, your coach is ME!

This block contains the third system of music, measures 17 through 20. It continues the melody and piano accompaniment. The lyrics are: "Jack - son, let's go get 'em. And, of course, your coach is ME!".

Jack - son, let's go get 'em. And, of course, your coach is ME!

This block contains the fourth system of music, measures 21 through 24. It continues the melody and piano accompaniment. The lyrics are: "Jack - son, let's go get 'em. And, of course, your coach is ME!".



FINISH

Sample

Musical notation for a song. The top staff is a treble clef with a 4/4 time signature. The bottom staff is a bass clef. The lyrics "try some rac - ing." are written below the top staff. The music consists of a melody line and a bass line. The melody line has a quarter note for "try", a quarter note for "some", and a half note for "rac - ing.". The bass line has a whole note chord for "try", a quarter note for "some", and a half note for "rac - ing.". There are also some rests and other notes in the bass line.

9

Musical notation for measures 9-12. The treble clef staff contains a melody with lyrics: "Vic - tory's what I'm chas - ing!". The bass clef staff contains a bass line with a whole note chord in measure 9 and eighth notes in measures 10-12.

13

Musical notation for measures 13-16. The treble clef staff contains a melody with lyrics: "1. Jump o - ver the hur - dle? I'm no...
2. My legs don't bend quick - ly! I'm...". The bass clef staff contains a bass line with a whole note chord in measure 13 and eighth notes in measures 14-16. The dynamic marking *mp* is present.

17

** Gradually r*

Musical notation for measures 17-19. The treble clef staff contains a melody. The bass clef staff contains a bass line. A large diagonal watermark "Sample" is overlaid on this section.

** Play the lowest C on the piano.*

Musical notation for measures 20-22. The bass clef staff contains a bass line with a dynamic marking *f*. The treble clef staff contains a bass line with a whole note chord in measure 20 and eighth notes in measures 21-22. The text "STOMP! STOMP!" is written in the treble staff, with the instruction "Stomp the ground twice with one foot." below it.



On each staff, draw a note that matches the note name.

NOTE PRINTING

Bass clef staff with a box containing the letter **D**.

Treble clef staff with a note on the second line and a box containing the letter **G**.

Treble clef staff with a note on the first space and a box containing the letter **E**.

Bass clef staff with a box containing the letter **C**.

Treble clef staff with a box containing the letter **G**.

Bass clef staff with a box containing the letter **C**.

Bass clef staff with a box containing the letter **F**.

Bass clef staff with a box containing the letter **F**.

Sample

Bass clef staff with a box containing the letter **D**.

Treble clef staff with a note on the second line and a box containing the letter **G**.

Bass clef staff with a box containing the letter **E**.

Treble clef staff with a box containing the letter **G**.

Treble clef staff with a note on the first space and a box containing the letter **E**.

Bass clef staff with a box containing the letter **F**.

Treble clef staff with a note on the first space and a box containing the letter **F**.

NOTE READING

Beginning at the giraffe and ending at the medal, draw a line that passes through seven note circles. In Box 1, write the name of each note in each circle that rests on your path. Next, draw a new path and write the note names in Box 2. Finally, play again.



The grid contains the following notes:

- Top row: Bass clef, G4 (first line); Giraffe illustration; Treble clef, G4 (first line)
- Second row: Bass clef, A4 (second line); Bass clef, A4 (second line); Bass clef, A4 (second line)
- Third row: Treble clef, G4 (first line); Bass clef, A4 (second line)
- Bottom row: Bass clef, A4 (second line); Medal with '1'; Treble clef, G4 (first line)

1		2		3	
---	--	---	--	---	--



GIRAFFE



Sample



wa - ter	un - der	my kay - ak.

9

Pad - dle swif - tly. There's no turn - ing back.

Musical notation for measures 9-12. The treble clef contains a melody with slurs over the words. The bass clef contains a simple accompaniment of quarter notes.

13

mp Care - ful not to tip. I don't want

Musical notation for measures 13-16. The treble clef contains a melody with a slur over the first two measures. The bass clef contains a simple accompaniment of quarter notes.


17

Musical notation for measures 17-20. The treble clef contains a melody with a slur over the last two measures. The bass clef contains a simple accompaniment of quarter notes.

p

Musical notation for measures 21-24. The treble clef contains a melody with a slur over the last two measures. The bass clef contains a simple accompaniment of quarter notes.

Sample



TOUCH

Sample



ily a -	bove the bar.	Look, I am a	high jump star.

9

Musical score for measures 9-12. The treble clef staff contains a melodic line with a slur over measures 9-12. The lyrics are: "Raise it up to re - cord heights; I'll clear them all with ease." The bass clef staff contains a simple accompaniment with chords and a few moving notes.

13

Musical score for measures 13-16. The treble clef staff contains a melodic line with a slur over measures 13-14 and another slur over measures 15-16. The lyrics are: "I was born to jump and fly! Feels like I". The bass clef staff contains a simple accompaniment with chords and a few moving notes.

17

Musical score for measures 17-20. The treble clef staff contains a melodic line with a slur over measures 17-20. The bass clef staff contains a simple accompaniment with chords and a few moving notes.


Sample

ARTiculation ARTWORK


If a giraffe has a sign with an **S**, draw staccato markings under each note in its corresponding music box. If a giraffe is holding a sign with an **L**, draw a slur (legato) from the first note to the last note in its corresponding music box. Finally, play the music.



Sample



MYSTERY PICTURE




Color each square using the Crayon Guide. For example, if the note inside a square is C, color that square orange.

Sample




Draw an X on
1 flyer each day you
practice with this book.

PRACTICE TRACKER



CERTIFICATE OF ACHIEVEMENT

Presented to:



YOUR PIANO SKILLS ARE PURE GOLD!

BOOK LEVEL CHART FOR THE **VERY USEFUL PIANO LIBRARY**

PIANO GRADE	V. U. LEVEL	CONCEPTS (only main concepts listed)
EARLY PRIMER	A	black keys, finger numbers
	B	black keys, finger-number notes with rhythm
	C	alpha notes with rhythm (quarter, half, whole)
	D	early middle C position (ABCDE on the staff)
MID PRIMER	E	middle C position (all notes), stepping only
	F	middle C position, stepping only, 3/4 time
	G	middle C position, stepping and skipping
	H	C position, stacked notes
LATE PRIMER	I	C position, hands-together stepping
	J	C position, hands-together stepping and skipping
	K	C position, beginner LH accompaniment, quarter rests
LEVEL 1A	L	Level I-J-K concepts + staccato and legato
	M	treble C position, mid-piece hand movements
	N	harmonic intervals of a 2nd, 3rd, 4th, and 5th
LEVEL 1B	O	Level L-M-N concepts + accidentals (sharps and flats)
	P	Level L-M-N-O concepts + eighth notes
	Q	G position, low G position, accidentals, eighth notes

Thank you for previewing
**Make Some Noise For
High Jump Jackson**

[Click here to purchase this book.](#)