


The **CAT**, the **MERMAID**, and the

# SOAKING

# WET

# SONGBOOK



*Andrea and Trevor Dow's*  
VERY USEFUL PIANO LIBRARY

16



## NOTE READING

Beginning at the mermaid and ending at the seahorse, draw a line that passes through seven note circles. In Box 1, write the name of each note in each circle that rests on your path. Next, draw a new path and write the note names in Box 2. Finally, play again.

A grid of 15 circles containing musical notes on staves. The notes are arranged in three rows of five. The first row starts with a treble clef, followed by a circle with a pink cat, and then a bass clef. The second row contains four circles with notes. The third row contains five circles with notes.

19

Musical notation for the phrase "on - ly for me,". It consists of a single staff with a treble clef and a key signature of one flat. The notes are G4, A4, Bb4, and C5.

Musical notation for the phrase "Queen of the Seal". It consists of a single staff with a treble clef and a key signature of one flat. The notes are G4, A4, Bb4, and C5.

9

Musical notation for page 9, showing a single staff with a treble clef and a key signature of one flat. The notes are G4, A4, Bb4, and C5.


SUPPLEMENTARY SONGS AND ACTIVITIES FOR  
**MID-PRIMER PIANO STUDENTS**

This is a preview (18 of 32 pages).  
Pages have been removed from  
various sections.

The **Cat**, the **Mermaid**, and the  
**SOAKING WET SONGBOOK**

— V. U. LEVEL F —

SUPPLEMENTARY SONGS AND ACTIVITIES  
FOR MID-PRIMER PIANO STUDENTS



*Andrea and Trevor Dow's*  
VERY USEFUL PIANO LIBRARY

The Cat, the Mermaid, and the Soaking Wet Songbook by Andrea and Trevor Dow  
Copyright © 2021 Teach Music Today Learning Solutions and WunderKeys Music  
[www.teachpianotoday.com](http://www.teachpianotoday.com) and [www.wunderkeys.com](http://www.wunderkeys.com)

All Rights Reserved. This book or parts thereof may not be reproduced in any form, stored in any retrieval system, or transmitted in any form by any means -electronic, mechanical, photocopy, recording, or otherwise - without prior written permission of the publisher, except as provided by copyright law.

*Andrea and Trevor Dow's*  
VERY USEFUL PIANO LIBRARY



*The Cat, the Mermaid, and the Soaking Wet Songbook* is composed for mid-primer piano students. Children using this book will gain confidence playing in middle C position and 3/4 time. A book level chart for the *Very Useful Piano Library* is provided at the end of this book.



**4**

Warm-Up Exercises

**6**

Just Like You

**8**

Mermaid Manor

**10**

Activity Set One

**12**

Chasing The Tide

**14**

Ahoy, Mermaid

**16**

Activity Set Two

**18**

Queen Of The Sea

**20**

I'll Be Me

**22**

Activity Set Three

**24**

Hey, Little Fishy

**26**


Activity Set Four

**28**

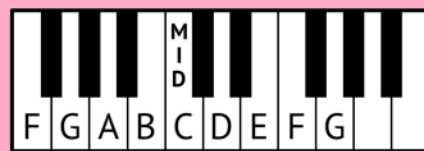
Song Of The Sea (Duet)

**30**

Practice Tracker / Certificate





## WARM-UPS



Let's wake up our fingers! At the beginning of every practice session, perform the following five warm-up exercises.

### DOLPHIN DIVE



# LOBSTER LUNGE

---


Musical notation for 'LOBSTER LUNGE' in 3/4 time. The piece consists of four measures. The right hand (treble clef) plays a sequence of quarter notes: G4 (marked with a '5' above it), A4, B4, C5, B4, A4, G4. The left hand (bass clef) plays a sequence of quarter notes: G3, A3, B3, C4, B3, A3, G3. The piece ends with a double bar line and repeat dots.

# JELLYFISH JUMP

---

Musical notation for 'JELLYFISH JUMP' in 3/4 time. The piece consists of four measures. The right hand (treble clef) plays a sequence of quarter notes: G4 (marked with a '1' above it), A4, B4, C5. The left hand (bass clef) plays a sequence of quarter notes: G3, A3, B3, C4, B3, A3, G3. The piece ends with a double bar line and repeat dots.

Sample




## TRUE OR FALSE?

If the note name on a fish matches the note image in its bubble, color the inside of the bubble blue. If the note name and note image do not match, leave the inside of the bubble blank.


Sample






# AHOY M

Sample

Sample


...an a	pi - rate cat	sail - ing the	se - ven seas.
...n - ing for	bur - ied gold,	feel - ing the	o - cean breeze.

9



A - hoy, ye land - lub - ber! Blow the man down!  
A - hoy, ye land - lub - ber! Blow the man down!

13




Aye, there's a storm a - head. Don't turn

17



- ken ship is my mer - maid play - ground.



# NOTE READING

Beginning at the mermaid and ending at the seahorse, draw a line that passes through seven note circles. In Box 1, write the name of each note in each circle that rests on your path. Next, draw a new path and write the note names in Box 2. Finally, play again.

A grid of 12 circular icons arranged in three rows and four columns. The icons are: Row 1: Treble clef with a quarter note on the second line, a pink cat, Bass clef with a quarter note on the first line. Row 2: Bass clef with a quarter note on the first line, Bass clef with a quarter note on the first line, Treble clef with a quarter note on the second line, Bass clef with a quarter note on the first line. Row 3: Treble clef with a quarter note on the second line, Bass clef with a quarter note on the first line, Bass clef with a quarter note on the first line, Treble clef with a quarter note on the second line. A large diagonal watermark 'Sample' is overlaid across the grid.

1	2	3
---	---	---



# QUEEN OF

Sample

and ru - bies, more than I can hold.

9

Musical notation for measures 9-12. The treble clef staff contains the melody with lyrics: "All of this trea - sure is on - ly for me,". The bass clef staff contains a simple accompaniment of quarter notes.

13

Musical notation for measures 13-16. The treble clef staff contains the melody with lyrics: "when I'm the cat mer - maid, Queen of". The bass clef staff contains a simple accompaniment.

17

Musical notation for measures 17-20. The treble clef staff contains the melody. The bass clef staff contains a simple accompaniment.

...grest **F** on the piano.

\* Play the lowest **F** on the piano.







# NOTE PRINTING

Can you continue the pattern below?

Beginning at the START and ending at the FINISH, use a pencil to print notes in the empty boxes and complete the pattern.

**COMPLETE  
THE PATTERN**


## START

					
---	---	---	--	---	---

## FINISH

Sample



HEY, LITTLE

Sample

my hook in your bowl. Oh,

Musical notation for the lyrics. The lyrics are written on a staff with a treble clef and a 3/4 time signature. The notes are: 'my' (quarter note), 'hook' (quarter note), 'in' (quarter note), 'your' (quarter note), 'bowl.' (quarter note), and 'Oh,' (half note).

9

is - n't it shin - y? Is - n't it spell - bind - ing?

Musical notation for measures 9-12, featuring a treble and bass clef with lyrics: "is - n't it shin - y? Is - n't it spell - bind - ing?"

13

Might you be temp - ted to bite?

Musical notation for measures 13-16, featuring a treble and bass clef with lyrics: "Might you be temp - ted to bite?"

17


Musical notation for measures 17-20, featuring a treble and bass clef. A large diagonal watermark "Sample" is overlaid on this section.

\* Play the lowest F on the piano.

old cat food to - night! *f*

Musical notation for measures 21-24, featuring a treble and bass clef with lyrics: "old cat food to - night!" and a dynamic marking *f*.






Color each square using the guide. For example, if the note inside a square is Bass F, color that square purple.


Sample



Treble      Treble      Treble

Treble      Treble      Bass



# PRACTICE TRACKER


Color in 1 fishbowl each day you practice with this book.



CERTIFICATE OF ACHIEVEMENT

Presented to:

\_\_\_\_\_



YOU ARE A FIN-TASTIC PIANO PLAYER!

# BOOK LEVEL CHART FOR THE **VERY USEFUL PIANO LIBRARY**

PIANO GRADE	V. U. LEVEL	CONCEPTS (only main concepts listed)
EARLY PRIMER	A	black keys, finger numbers
	B	black keys, finger-number notes with rhythm
	C	alpha notes with rhythm (quarter, half, whole)
	D	early middle C position (ABCDE on the staff)
MID PRIMER	E	middle C position (all notes), stepping only
	F	middle C position, stepping only, 3/4 time
	G	middle C position, stepping and skipping
	H	C position, stacked notes
LATE PRIMER	I	C position, hands-together stepping
	J	C position, hands-together stepping and skipping
	K	C position, beginner LH accompaniment, quarter rests
LEVEL 1A	L	C position, staccato and legato
	M	treble C position, mid-piece hand movements
	N	harmonic intervals of a 2nd, 3rd, 4th, and 5th
LEVEL 1B	O	Level L-M-N concepts + accidentals (sharps and flats)
	P	Level L-M-N-O concepts + eighth notes
	Q	G position, low G position, accidentals, eighth notes

Thank you for previewing  
**The Cat, the Mermaid, and  
the Soaking Wet Songbook**

[Click here to purchase this book.](#)