



Andrea and Trevor Dow's
VERY USEFUL PIANO LIBRARY



the
RAINBOW
SALAD SONGBOOK

NOTE READING 17

Beginning at the unicorn and ending at the bananas, draw a line that passes through seven note circles. In Box 1, write the name of each note in each circle that rests on your path. Next, draw a new path and write the note names in Box 2. Finally, play again.



UNICORN SONGS AND ACTIVITIES FOR
LATE PRIMER PIANO STUDENTS

This is a preview (17 of 32 pages).
Pages have been removed from
various sections.

The Rainbow Salad **SONGBOOK**

— V. U. LEVEL J —

UNICORN SONGS AND ACTIVITIES
FOR LATE PRIMER PIANO STUDENTS



Andrea and Trevor Dow's
VERY USEFUL PIANO LIBRARY

The Rainbow Salad Songbook by Andrea and Trevor Dow
Copyright © 2021 Teach Music Today Learning Solutions and WunderKeys Music
www.teachpianotoday.com and www.wunderkeys.com

All Rights Reserved. This book or parts thereof may not be reproduced in any form, stored in any retrieval system, or transmitted in any form by any means -electronic, mechanical, photocopy, recording, or otherwise - without prior written permission of the publisher, except as provided by copyright law.

Andrea and Trevor Dow's VERY USEFUL PIANO LIBRARY



The Rainbow Salad Songbook is leveled for late primer piano students. Composed in C position, children using this book will gain confidence playing hands-together stepping and skipping notes. A book level chart for the *Very Useful Piano Library* is provided at the end of this book.



4

Warm-Up Exercises

6

Colors Fade

8

Shrimply Sublime

10

Activity Set One

12

Carrot Power

14

Banana Boogie

16

Activity Set Two

18

Bamboo For You

20

Taste Explosion

22

Activity Set Three

24

Rainbow Return

26

Activity Set Four

28

Shine So Bright (Duet)

30

Practice Tracker / Certificate



RAINBOW SALAD
WARM-UPS

Let's wake up our fingers! At the beginning of every practice session, perform the following five warm-up exercises.

UNICORN CRUNCH

5

Sample

5

STRIPE STEPS

Musical notation for 'Stripe Steps' in 4/4 time. The treble clef part starts with a 5-finger fingering and consists of a sequence of quarter notes: G4, A4, B4, C5, B4, A4, G4. The bass clef part starts with a 3-finger fingering and consists of a sequence of quarter notes: G3, A3, B3, C4, B3, A3, G3. Both parts end with a repeat sign.

TAIL-SPIN

Musical notation for 'Tail-Spin' in 3/4 time. The treble clef part starts with a 2-finger fingering and consists of a sequence of quarter notes: G4, A4, B4, C5, B4, A4, G4. The bass clef part starts with a 5-finger fingering and consists of a sequence of quarter notes: G3, A3, B3, C4, B3, A3, G3. Both parts end with a repeat sign.



SHRIMP


Sample



and	salt - y,	it's	simp - ly	sub - lime!
-----	-----------	------	-----------	-------------

Musical notation for the lyrics, showing a treble clef staff with notes corresponding to the words and a bass clef staff with notes below.


9



Fla - vor - ful, flam - boy - ant, fab - u - lous, all be - cause...

This block contains the first system of musical notation, measures 9 through 12. It features a grand staff with a treble clef on the upper staff and a bass clef on the lower staff. The melody is written in the treble clef, and the accompaniment is in the bass clef. The lyrics are: "Fla - vor - ful, flam - boy - ant, fab - u - lous, all be - cause...".

13



Shrimp are for shar - ing. What's yours is


This block contains the second system of musical notation, measures 13 through 16. It features a grand staff with a treble clef on the upper staff and a bass clef on the lower staff. The melody is written in the treble clef, and the accompaniment is in the bass clef. The lyrics are: "Shrimp are for shar - ing. What's yours is".

17



This block contains the third system of musical notation, measures 17 through 20. It features a grand staff with a treble clef on the upper staff and a bass clef on the lower staff. The melody is written in the treble clef, and the accompaniment is in the bass clef. The lyrics are not visible in this system.

Sample



CARROT

Sample

gla - d I have fresh car - rots? Crunch and munch on my cui - sine.

9

Car - rot pow - er work - ing in you, feel that be - ta car - o - tene.

This musical system contains measures 9 through 12. It features a treble clef and a bass clef. The melody in the treble clef consists of quarter notes and half notes. The lyrics are: "Car - rot pow - er work - ing in you, feel that be - ta car - o - tene." The bass line provides a simple accompaniment with quarter notes.

13

p Sto - len from the farm - er's field, new - ly washed

This musical system contains measures 13 through 16. It features a treble clef and a bass clef. The melody in the treble clef consists of quarter notes and half notes. The lyrics are: "Sto - len from the farm - er's field, new - ly washed". The word "piano" is indicated by the symbol *p*. The bass line provides a simple accompaniment with quarter notes.

17

p

This musical system contains measures 17 through 20. It features a treble clef and a bass clef. The melody in the treble clef consists of quarter notes and half notes. The word "piano" is indicated by the symbol *p*. The bass line provides a simple accompaniment with quarter notes. The system ends with a double bar line and repeat dots.

NOTE READING

Beginning at the unicorn and ending at the bananas, draw a line that passes through seven note circles. In Box 1, write the name of each note in each circle that rests on your path. Next, draw a new path and write the note names in Box 2. Finally, play again.



1		2		3	
----------	--	----------	--	----------	--

SIGHT READING

Beginning at the **START** and ending at the **FINISH**, play the four measures of music that rest on the path. Next, use a colored crayon to draw a new four-measure path. Play again.



A musical staff in 4/4 time. The treble clef is on the top line, and the bass clef is on the bottom line. The path starts at the first measure, which contains a quarter note on the second line of the treble clef. A pink box labeled "START" is positioned below the staff, with a line pointing to this note. The number "1" is written above the note. The rest of the staff is empty.

A musical staff in 4/4 time. The path consists of four measures: a quarter note on the second line, a quarter note on the third line, a quarter note on the fourth line, and a quarter note on the first space.

A musical staff in 4/4 time. The path consists of four measures: a quarter note on the second line, a quarter note on the third line, a quarter note on the fourth line, and a quarter note on the first space.

A musical staff in 4/4 time. The path consists of four measures: a quarter note on the second line, a quarter note on the third line, a quarter note on the fourth line, and a quarter note on the first space. The staff ends with a double bar line. A pink box labeled "FINISH" is positioned below the staff, with a line pointing to the double bar line.

Sample



RAINBOW

Sample

Partial musical notation for the song "Rainbow". The lyrics are: "I am vi - brant! I'm no long - er gray."

I	am	vi -	brant!	I'm	no	long -	er	gray.
---	----	------	--------	-----	----	--------	----	-------

9

See me jump and dance a - cross the sky.

Musical notation for measures 9-12, including treble and bass clefs, notes, and lyrics.

13

My mag - ic's back. I feel like

Musical notation for measures 13-16, including treble and bass clefs, notes, and lyrics.

17

this u - ni - corn spark - le once a - gain!

Musical notation for measures 17-20, including treble and bass clefs, notes, and lyrics.

MYSTERY PICTURE



Color each square using the Crayon Guide. For example, if the note inside a square is D in the treble clef, color that square yellow.

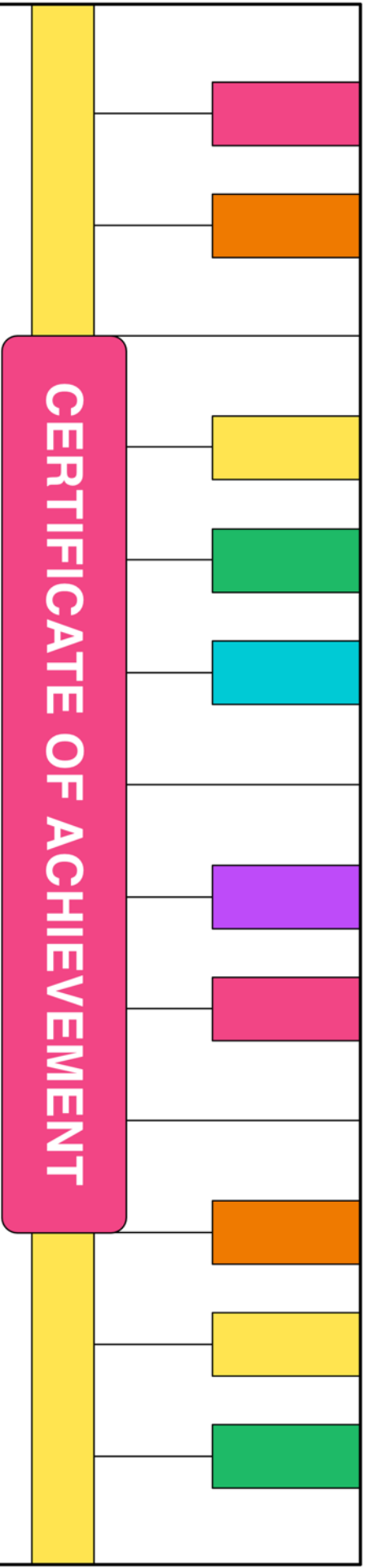
Sample




Cross out 1 plate each day
you practice with this book.

PRACTICE TRACKER





Presented to:



YOU HAVE MAGICAL PIANO POWERS!

BOOK LEVEL CHART FOR THE **VERY USEFUL PIANO LIBRARY**

PIANO GRADE	V. U. LEVEL	CONCEPTS (only main concepts listed)
EARLY PRIMER	A	black keys, finger numbers
	B	black keys, finger-number notes with rhythm
	C	alpha notes with rhythm (quarter, half, whole)
	D	early middle C position (ABCDE on the staff)
MID PRIMER	E	middle C position (all notes), stepping only
	F	middle C position, stepping only, 3/4 time
	G	middle C position, stepping and skipping
	H	C position, stacked notes
LATE PRIMER	I	C position, hands-together stepping
	J	C position, hands-together stepping and skipping
	K	C position, beginner LH accompaniment, quarter rests
LEVEL 1A	L	C position, staccato and legato
	M	treble C position, mid-piece hand movements
	N	harmonic intervals of a 2nd, 3rd, 4th, and 5th
LEVEL 1B	O	Level L-M-N concepts + accidentals (sharps and flats)
	P	Level L-M-N-O concepts + eighth notes
	Q	G position, low G position, accidentals, eighth notes

Thank you for previewing
The Rainbow Salad Songbook

[Click here to purchase this book.](#)