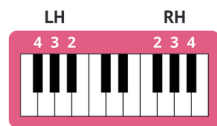




Using our Mother's Day piano solo, your early primer piano students can give Mom a musical gift this year.

MOTHER'S DAY PIANO SOLO



Mother's Day Piano Solo, Page 1



RH 4 | 4 | 3 | 2 |
With my fin-gers

RH 2 | 2 | 3 | 3 |
Put-ting all the

RH 4 | 4 | 3 | 2 |
It's a way for

WARM-UP 1

RH 3 | 3 | 3 | 4 | 4 | 4 | 3 | 3 | 3 | 2 | 2 | 2 |

WARM-UP 2

RH
LH 2 | 2 | 2 | 3 | 3 | 3 | 3 | 3 | 3 | 4 | 4 |

AY


Mo-ther's Day.
3
you.

Mo-ther's Day!

Andrea and Trevor Dow's VERY USEFUL PIANO LIBRARY

Andrea And Trevor Dow's Very Useful Piano Library is our newest book series and publishing adventure.

It will grow to be a 17-level (A to Q) early piano collection to be used alongside your primer and level 1 method books for young piano students.




LEARN MORE



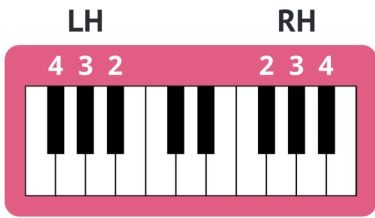
LEARN MORE



LEARN MORE



LEARN MORE



WARM-UP 1

Musical notation for Warm-Up 1. The right hand (RH) has four measures of quarter notes with fingerings: 3, 3, 3; 4, 4, 4; 3, 3, 3; 2, 2, 2. The left hand (LH) is empty.

WARM-UP 2

Musical notation for Warm-Up 2. The right hand (RH) is empty. The left hand (LH) has four measures of quarter notes with fingerings: 2, 2, 2; 3, 3; 3, 3, 3; 4, 4.

MOTHER'S DAY

RH

With my fin-gers I will play on your spe-cial Mo-ther's Day.

LH

RH

Put-ting all the love I have in - to a song for you.

LH

RH

It's a way for me to say, *Hap - py, Hap - py* Mo - ther's Day!

LH