


Lovebird Lullaby is a pre-reading primer piano piece composed for students working in the first half of WunderKeys Primer Piano Book One.

PRE-READING VALENTINE'S DAY



Lovebird **LULLABY**

WunderKeys Method Books

Musical notation for the first few notes of the piece. It consists of two staves: a Right Hand (RH) staff and a Left Hand (LH) staff. The RH staff has a blue vertical bar on the left with 'RH' written inside. The LH staff has a blue vertical bar on the left with 'LH' written inside. The music is written on a five-line staff with dashed lines for the middle line and space. The first measure contains two notes: a quarter note on the bottom line (F) with a '3' below it, and a quarter note on the space below the middle line (E) with a '2' below it. The second measure contains two notes: a quarter note on the top line (C) with a '4' above it, and a quarter note on the space below the top line (B) with a '3' above it. The third measure contains a single note: a half note on the middle line (D) with a '2' above it.

WUNDERKEYS EARLY PIANO CATALOGUE

WUNDERKEYS PRESCHOOL takes young children (ages 3 to 5) on a magical journey where they acquire the piano skills, keyboard awareness, and rhythmic understanding needed for a successful future at the piano.




BUY PRESCHOOL

WUNDERKEYS PRIMER follows our preschool program and is jam-packed with age-appropriate piano pieces, off-the-bench activities, and game-based learning. (Ages 5 to 10)




BUY PRIMER

WUNDERKEYS LEVEL 1 follows our primer program and is packed with “pick-a-path” sight-reading modules, technical exercises, “lap and clap” rhythmic duet experiences, game-based ear training, enjoyable teacher duets and exciting piano solos.



BUY LEVEL 1




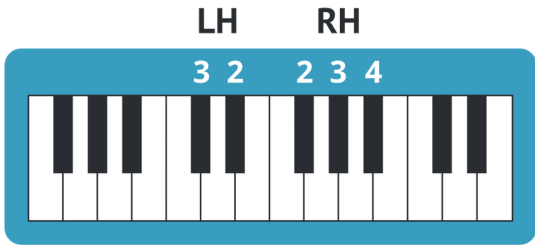
Lovebird

LULLABY

WunderKeys Method Books

Musical notation for the first system of the lullaby. It consists of two staves: a Right Hand (RH) staff and a Left Hand (LH) staff. The RH staff contains three measures: the first measure is empty, the second measure contains a quarter note with a '4' above it, and the third measure contains a quarter note with a '3' above it. The LH staff contains three measures: the first measure has two quarter notes with '3' and '2' below them, the second measure has two quarter notes with '3' and '2' below them, and the third measure has a whole note with a '2' above it.

Musical notation for the second system of the lullaby. It consists of two staves: a Right Hand (RH) staff and a Left Hand (LH) staff. The RH staff contains three measures: the first measure is empty, the second measure contains a quarter note with a '4' above it, and the third measure contains two quarter notes with '2' and '2' above them. The LH staff contains three measures: the first measure has two quarter notes with '3' and '2' below them, the second measure is empty, and the third measure has a whole note with a '3' above it.



Handwritten musical notation on a five-line staff. The staff is divided into two sections: 'RH' (Right Hand) and 'LH' (Left Hand). The 'RH' section contains four measures of music: the first measure is empty; the second measure has a quarter note with a '4' above it; the third measure has a quarter note with a '3' above it; the fourth measure has two quarter notes, each with a '2' above it; the fifth measure has two quarter notes, each with a '3' above it. The 'LH' section contains two measures: the first measure has a quarter note with a '3' below it; the second measure has a quarter note with a '2' below it.

Handwritten musical notation on a five-line staff. The staff is divided into two sections: 'RH' (Right Hand) and 'LH' (Left Hand). The 'RH' section contains three measures: the first measure is empty; the second measure has a quarter note with a '4' above it; the third measure has a quarter note with a '3' above it; the fourth measure has a half note with a '2' above it. The 'LH' section contains four measures: the first measure has a quarter note with a '3' below it; the second measure has a quarter note with a '2' below it; the third measure has a quarter note with a '3' below it; the fourth measure has a quarter note with a '2' below it.


 Happy Valentine's Day