











Today we are sharing a pack of three Halloween Note Reading Coloring pages for your primer level 1, 2, and 3 piano students.

Each page focuses on specific note combinations that are commonly confused by young piano students.

## NOTE READING COLORING

Color each pumpkin's eyes, nose, and mouth according to the note reading legend below.

## WUNDERKEYS EARLY PIANO CATALOGUE

WUNDERKEYS PRESCHOOL takes young children (ages 3 to 5) on a magical journey where they acquire the piano skills, keyboard awareness, and rhythmic understanding needed for a successful future at the piano.




**BUY PRESCHOOL**

WUNDERKEYS PRIMER follows our preschool program and is jam-packed with age-appropriate piano pieces, off-the-bench activities, and game-based learning. (Ages 5 to 10)



**BUY PRIMER**

WUNDERKEYS LEVEL 1 follows our primer program and is packed with “pick-a-path” sight-reading modules, technical exercises, “lap and clap” rhythmic duet experiences, game-based ear training, enjoyable teacher duets and exciting piano solos.



**BUY LEVEL 1**

Color each pumpkin's eyes, nose, and mouth according to the note reading legend below.



**A** YELLOW

**B** ORANGE

**D** GREEN

**E** PURPLE

Color each pumpkin's eyes, nose, and mouth according to the note reading legend below.



**F** YELLOW

TREBLE

**G** ORANGE

TREBLE

**F** GREEN

BASS

**G** PURPLE

BASS

Color each pumpkin's eyes, nose, and mouth according to the note reading legend below.



**C** YELLOW

**D** ORANGE

**E** GREEN

**F** PURPLE