

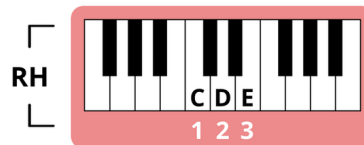


Today's expansion pack is designed for students who are working in the first half of WunderKeys Primer Piano Book One.

In this resource you will find short, alpha-note piano pieces that reinforce playing on C, D, and E.

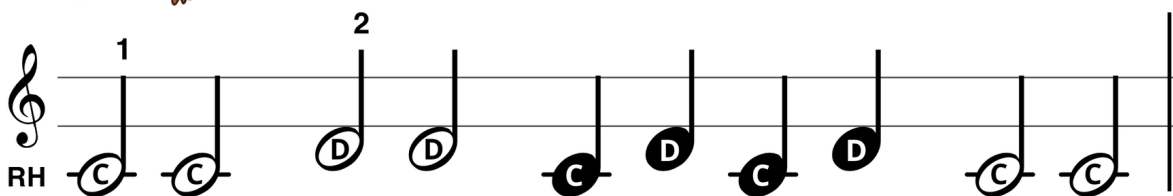
PRIMER 1 | UNIT 3: EXPANSION

UNIT THREE EXPANSION PACK



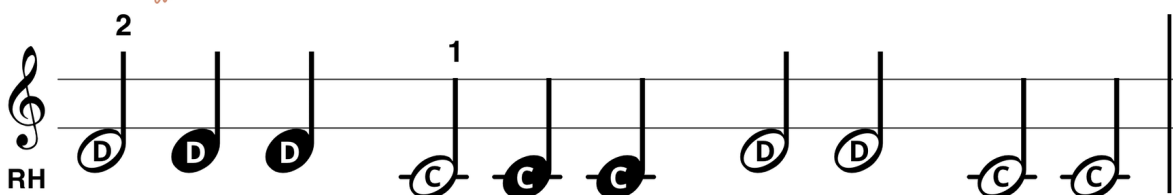
TREE CLIMB

01



RABBIT BOUNCE

02



WUNDERKEYS EARLY PIANO CATALOGUE

WUNDERKEYS PRESCHOOL takes young children (ages 3 to 5) on a magical journey where they acquire the piano skills, keyboard awareness, and rhythmic understanding needed for a successful future at the piano.




BUY PRESCHOOL

WUNDERKEYS PRIMER follows our preschool program and is jam-packed with age-appropriate piano pieces, off-the-bench activities, and game-based learning. (Ages 5 to 10)

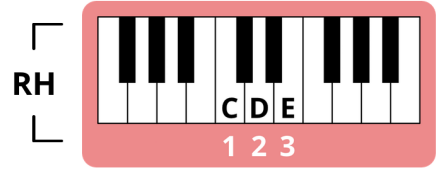


BUY PRIMER

WUNDERKEYS LEVEL 1 follows our primer program and is packed with “pick-a-path” sight-reading modules, technical exercises, “lap and clap” rhythmic duet experiences, game-based ear training, enjoyable teacher duets and exciting piano solos.



BUY LEVEL 1



TREE CLIMB

01

Musical notation for 'TREE CLIMB' on a treble clef staff. The notes are: C (1), C (1), D (2), D (2), G, D, G, D, C, C. The first two notes are marked with a '1' above them, and the next two with a '2' above them.



RABBIT BOUNCE

02

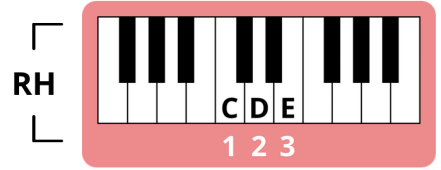
Musical notation for 'RABBIT BOUNCE' on a treble clef staff. The notes are: D (2), D (2), D (2), C (1), G (1), G (1), D, D, C, C. The first three notes are marked with a '2' above them, and the next three with a '1' above them.



FUNKY SKUNK

03

Musical notation for 'FUNKY SKUNK' on a treble clef staff. The notes are: D (2), D (2), C (1), D, D, C, D, D, C, C. The first two notes are marked with a '2' above them, and the third with a '1' above them.



SQUIRREL CURL

04

Musical notation for "Squirrel Curl" on a treble clef staff. The melody starts with a treble clef and a treble clef symbol. The notes are: C (circled), C (black), C (black), D (circled), D (black), D (black), E (circled), E (black), D (circled), and C (circled). Fingerings are indicated by numbers 1, 2, and 3 above the notes. The label "RH" is on the left.



HIP AND HOP

05

Musical notation for "Hip and Hop" on a treble clef staff. The melody starts with a treble clef and a treble clef symbol. The notes are: E (black), E (black), E (black), E (black), D (circled), D (circled), C (circled), C (circled), D (circled), and C (circled). Fingerings are indicated by numbers 3, 2, and 1 above the notes. The label "RH" is on the left.



STEPS AND STRIPES

06

Musical notation for "Steps and Stripes" on a treble clef staff. The melody starts with a treble clef and a treble clef symbol. The notes are: E (black), E (black), D (circled), C (circled), C (black), C (black), E (circled), D (circled), C (circled), and C (circled). Fingerings are indicated by numbers 3, 2, and 1 above the notes. The label "RH" is on the left.