


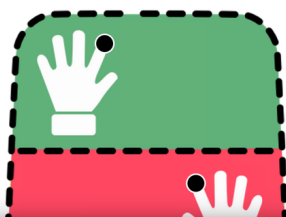



In WunderKeys Piano For Preschoolers, the fingers on your hands are named for the Wunderbies.

Today we're sharing preschool piano puzzles that your littlest students can use to learn to their Wunderbie Finger Names.

PRESCHOOL POPSICLE PUZZLES



Preschool Piano



WUNDERKEYS EARLY PIANO CATALOGUE

WUNDERKEYS PRESCHOOL takes young children (ages 3 to 5) on a magical journey where they acquire the piano skills, keyboard awareness, and rhythmic understanding needed for a successful future at the piano.




BUY PRESCHOOL

WUNDERKEYS PRIMER follows our preschool program and is jam-packed with age-appropriate piano pieces, off-the-bench activities, and game-based learning. (Ages 5 to 10)








BUY PRIMER

WUNDERKEYS LEVEL 1 follows our primer program and is packed with “pick-a-path” sight-reading modules, technical exercises, “lap and clap” rhythmic duet experiences, game-based ear training, enjoyable teacher duets and exciting piano solos.



BUY LEVEL 1



how to **PLAY**

On each popsicle, the marked fingers match the Wunderbie character.

Ask an adult to cut out each popsicle into three puzzle pieces.

Can you put each popsicle puzzle back together by matching the marked fingers to the correct Wunderbie character?