



The completion of a piano book is an event that needs to be celebrated. Just like graduation, it represents a lot of hard work, a conquering of obstacles, and a transition to a new adventure.

Today we're sharing Piano Studio Photo Props that you can use to make your students feel extra special the next time they check off the final piano piece in a book.

## WUNDERKEYS PHOTO PROPS

GUESS WHO  
FINISHED A  
BOOK TODAY?




GUESS WHO  
FINISHED A  
BOOK TODAY?



## WUNDERKEYS PIANO FOR PRESCHOOLERS


In Book 1 students will learn symbol-to-sound recognition, practice finger independence, improve aural awareness, play long and short sounds and high and low sounds on black keys, play sounds moving higher and lower, and learn math skills to assist musical understanding.

**BUY PRESCHOOL 1**




In Book 2 students will improve finger independence and coordination, play simple, pattern-based melodies on black keys, read preliminary notation, explore simple rhythmic patterns, listen for musical patterns, and learn math skills to assist musical understanding.

**BUY PRESCHOOL 2**



In Book 3 students will play pattern-based piano pieces on black keys, read off-staff rhythmic notation, recognize directional movement in note reading, explore note stems, listen for quarter, half, and whole notes, and learn math skills to assist musical understanding.

**BUY PRESCHOOL 3**



## WUNDERKEYS PRIMER PIANO

In Book 1 students will gain an understanding of the keyboard, read rhythmic notation, develop aural awareness, explore correct piano posture and hand shape, learn the musical alphabet, identify notes on treble and bass staves, play pieces accessible to small hands, and explore dynamics and time signatures.

**BUY PRIMER 1**



In Book 2 students will build hand strength and coordination, identify notes on the grand staff using guide notes, explore stepping and skipping, use finger-number clues to identify starting positions, read rhythmic notation, strengthen aural awareness and acquire confidence playing "out of position".

**BUY PRIMER 2**



In Book 3 students will improve efficiency in cross-staff note reading, build hand strength and coordination, improve bilateral abilities, read hands-together notes on the grand staff, explore stepping and skipping patterns, strengthen aural awareness, and continue acquiring confidence playing out of position.

**BUY PRIMER 3**

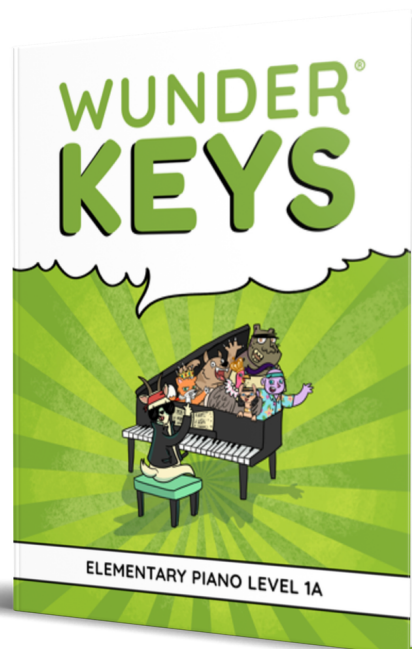


# ELEMENTARY PIANO LEVEL 1

Level 1 is loved by teachers for its all-in-one approach that delivers “out of this world” lessons packed with “pick-a-path” sight-reading modules, technical exercises, “lap and clap” rhythmic duet experiences, game-based ear training, enjoyable teacher duets, and of course... a ton of exciting piano solos.

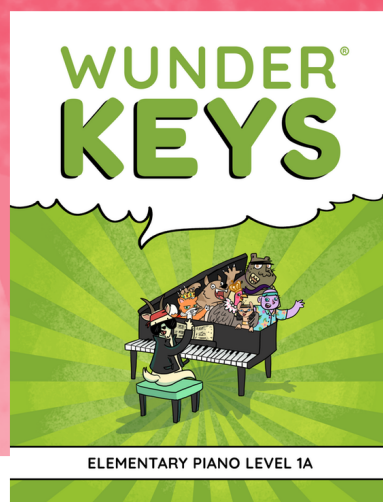
It is also loved by students for its hilarious, story-based approach, its unique game-based learning activities, its shared teacher/student music-making experiences, and its, “Can I please play this one more time!” piano pieces.

**Click on a button to learn more.**



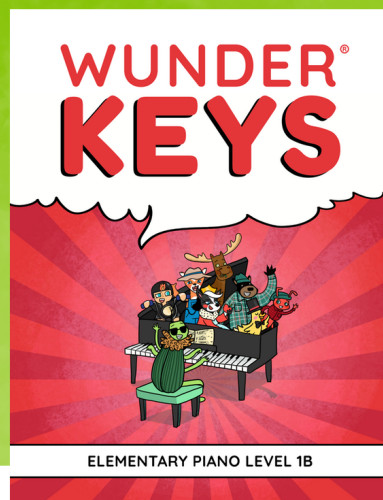
In Level 1A students will continue their exploration of note reading on the grand staff, add expression using staccato, legato, crescendo, diminuendo and pedal, identify and play harmonic and melodic intervals of a 2nd, 3rd, 4th, and 5th, improve coordination, gain confidence playing “out of position,” explore mid-piece hand movement, reinforce rhythmic accuracy, gain a sense of pulse, and explore rest values.

**BUY LEVEL 1A**

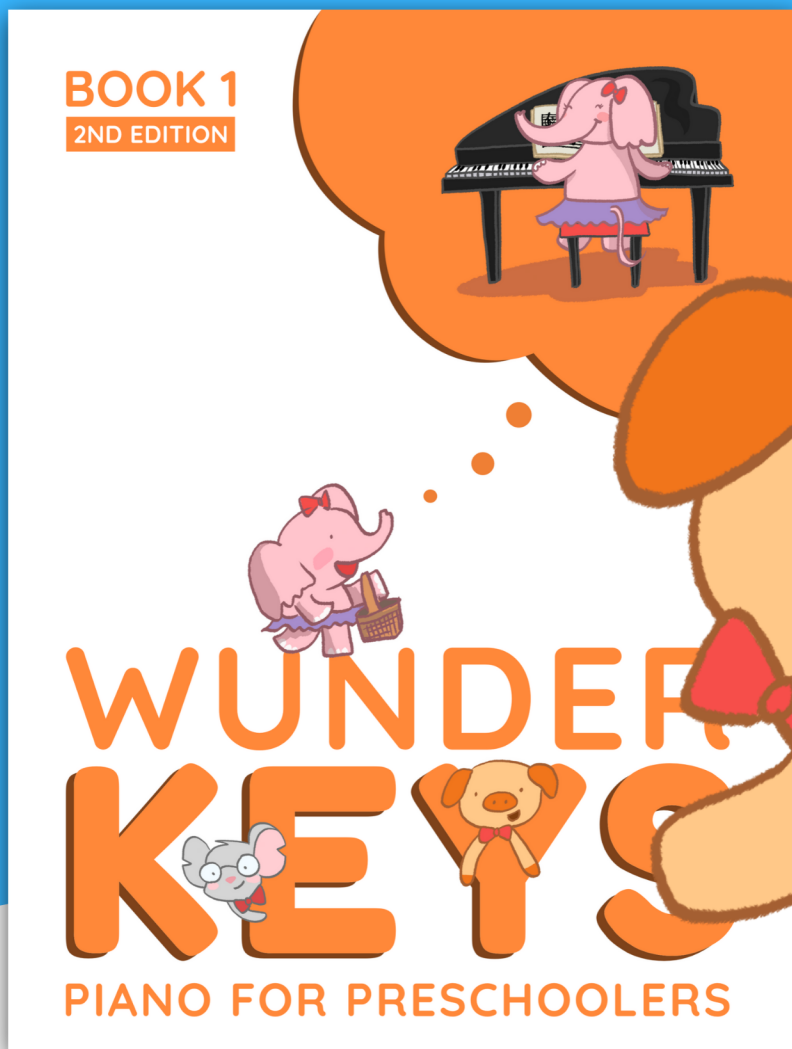


In Level 1B students will gain an understanding of accidentals by identifying and playing notes affected by sharps and flats, reinforce note reading in C five-finger scales and G five-finger scales, explore major chords and minor chords in blocked and broken forms, improve bilateral abilities and explore mid-piece hand movements, and continue an exploration of rhythm with an introduction to eighth notes.

**BUY LEVEL 1B**



# GUESS WHO FINISHED A BOOK TODAY?



**THIS  
GIRL!**



**THIS  
GUY!**



# GUESS WHO FINISHED A BOOK TODAY?




**THIS  
GIRL!**



**THIS  
GUY!**



# GUESS WHO FINISHED A BOOK TODAY?



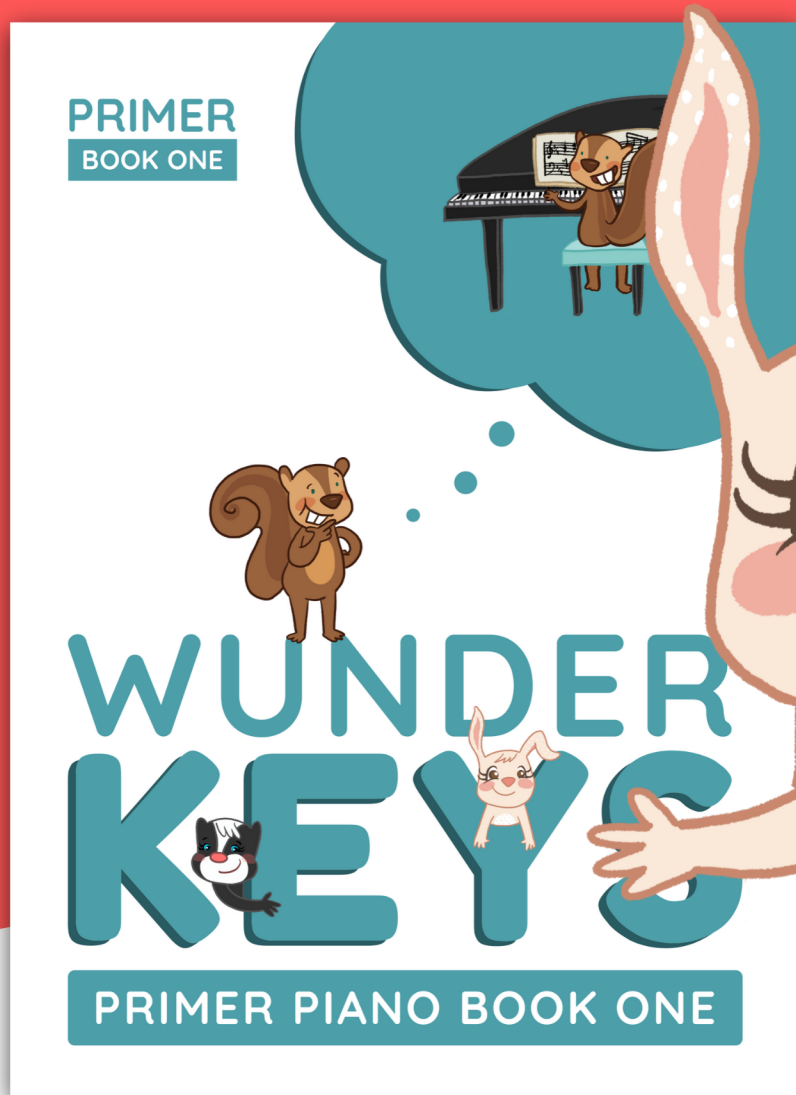
**THIS  
GIRL!**



**THIS  
GUY!**



GUESS WHO  
FINISHED A  
BOOK TODAY?



**THIS  
GIRL!**



**THIS  
GUY!**



# GUESS WHO FINISHED A BOOK TODAY?




# THIS GIRL!



THIS  
GUY!



# GUESS WHO FINISHED A BOOK TODAY?



PRIMER  
BOOK THREE

WUNDER<sup>®</sup>  
KEYS

PRIMER PIANO BOOK THREE

**THIS  
GIRL!**



**THIS  
GUY!**





# WUNDER KEYS<sup>®</sup>



ELEMENTARY PIANO LEVEL 1A

**GUESS WHO**

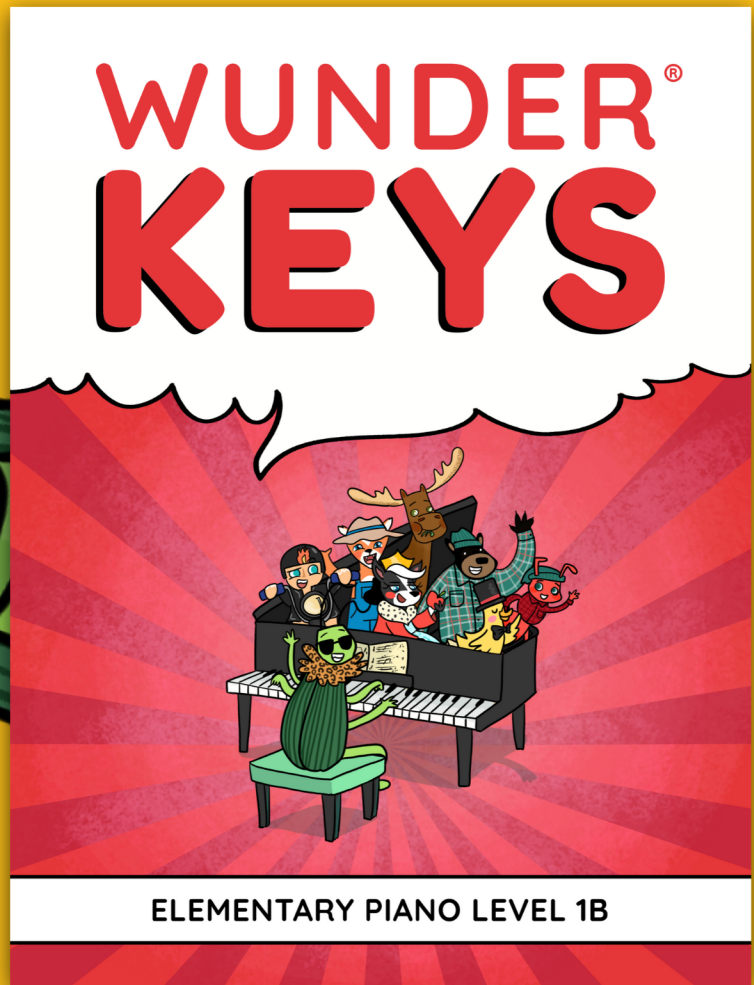
**FINISHED A  
BOOK TODAY?**

**THIS  
GIRL!**



**THIS  
GUY!**





**GUESS WHO**

**FINISHED A  
BOOK TODAY?**

# THIS GIRL!



**THIS  
GUY!**

