




Do your primer piano students confuse B and D on the grand staff? This sing-along will turn their frustrations into fun! Use it as a standalone activity or in coordination with WunderKeys Primer Piano Book One.

WUNDERKEYS PRIMER PIANO



SING-ALONG

Do your primer piano students confuse B and D on the staff? This sing-along will turn their frustrations into fun!



WUNDERKEYS EARLY PIANO CATALOGUE

WUNDERKEYS PRESCHOOL takes young children (ages 3 to 5) on a magical journey where they acquire the piano skills, keyboard awareness, and rhythmic understanding needed for a successful future at the piano.




BUY PRESCHOOL

WUNDERKEYS PRIMER follows our preschool program and is jam-packed with age-appropriate piano pieces, off-the-bench activities, and game-based learning. (Ages 5 to 10)




BUY PRIMER

WUNDERKEYS LEVEL 1 follows our primer program and is packed with “pick-a-path” sight-reading modules, technical exercises, “lap and clap” rhythmic duet experiences, game-based ear training, enjoyable teacher duets and exciting piano solos.

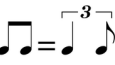


BUY LEVEL 1



SING-ALONG

Do your primer piano students confuse B and D on the staff? This sing-along will turn their frustrations into fun!

Swing the eighths 



D looks like B and B looks like D! It's e-nough to make you feel con-fused!

5



When you see Bs and Ds on the staff, here's a help-ful trick that you can use!

9

B looks like a bun-ny that has popped out from his hole. Up a-bove the staff! Can you pic-ture that?

13

D re-minds you of a dog that dug a hole deep down; dig-ging right be-low the staff to hide his bone!

17

D looks like B and B looks like D! But you're ne-ver going to feel con-fused!

21

When you see Bs and Ds on the staff, think a-bout those dogs and bun-nies and just laugh!