

STORY-BASED • REPERTOIRE • DUETS • ACTIVITIES • EXERCISES

WUNDERKEYS[®]

PRIMER PIANO BOOK TWO



2nd Edition

ANDREA & TREVOR DOW

This is a preview (23 of 61 pages).
Pages have been removed from
various sections.

WUNDERKEYS[®]

PRIMER PIANO BOOK TWO

— 2nd EDITION —



Andrea and Trevor Dow

WunderKeys Primer Piano Book Two, 2nd Edition by Andrea and Trevor Dow
Copyright © 2025 Teach Music Today Learning Solutions and WunderKeys Music
www.teachpianotoday.com and www.wunderkeys.com

All Rights Reserved. This book or parts thereof may not be reproduced in any form, stored in any retrieval system, or transmitted in any form by any means -electronic, mechanical, photocopy, recording, or otherwise - without prior written permission of the publisher, except as provided by copyright law.

AN INTRODUCTION TO BOOK TWO

Jam-packed with age-appropriate piano pieces, off-the-bench activities, and game-based learning, WunderKeys Primer Piano Book Two reinforces keyboard awareness and early note reading in an environment carefully crafted to meet the physical capabilities of young piano students.

In WunderKeys Primer Piano Book Two, students will: continue their exploration of Middle C Position; learn to read and play notes in C Position; build hand strength and coordination; identify notes on the grand staff using guide notes; explore stepping and skipping notes; use finger-number clues to identify starting positions; read rhythmic notation and strengthen aural awareness; and begin to play short exercises “out of position.”

Note: The story-based instructions in this book are intended to be read aloud.

*Thank you for taking your piano students
on our -wonderful- journey through music.*

Andrea and Trevor Dow



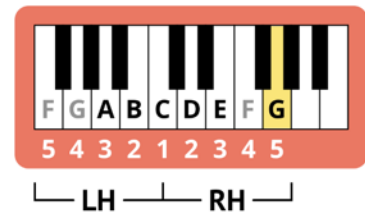
BIRDS OF A FEATHER

Hi, Sh...

Sample

...like
...as we learn
...about some special
...line notes?

Wunder Notes are easy to recognize. Middle C is a Wunder Note!
Another Wunder Note is Treble G. It is on the second line of the treble staff. The curl of the treble clef wraps around this line. Trace along the second line of the staff below. How many Gs did your line touch? Next, play the exercise.



Sheldon,
remember the
bass clef?

Yes! It
looks like
my tail.



The ball of the bass clef sits on the fourth line of the bass staff, where you'll find another Wunder Note—Bass F. Trace along the fourth line of the bass staff. Count the Fs your line touches. Next, play the exercise.



Can you
introduce
me to your
friend?

Sample

...the
Wunder Notes?

...are
gone!

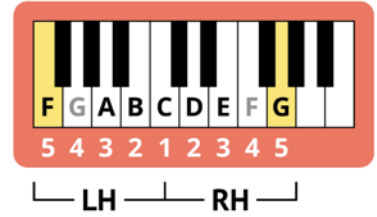
LET'S PLAY HIDE-AND-SEEK

Thanks
for your help!
Gotta fly!

Can you help Sheldon find Gigi and Mr. Feathers?



I will place masking tape on six coins and label three with the note name G (for Treble G) and three with the note name F (for Bass F). I will hide the coins in the room. Next, I will draw a large grand staff on paper and place it on the floor. Now, search the room for the coins. When you find one, use its labeled note name to place it in the correct position on the grand staff. Keep playing until all six coins are on the grand staff.



FEATHERED FRIENDS

5


p Pit - ter -

Sample

rain-ered friends, mak - ing all the nuts drop!

9

f It's not hail - ing, it's not rain; it's just a - corn time a - gain!



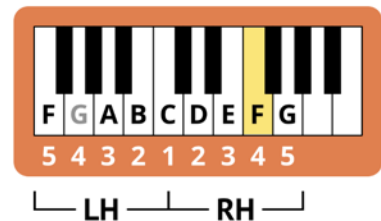
GOBBLE THE GARDEN

Sample

renewing
and join us as we
learn to read F on
the treble staff.

the Staff

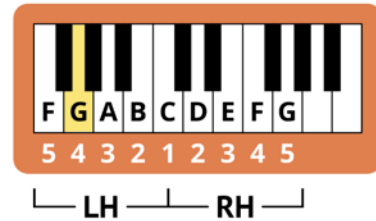
- 1 **Treble F** is found in the first space on the treble staff. It is a step above E and a step below Wunder Note G.
- 2 On the keyboard, F is found below a group of three black keys.
- 3 With your hands in Middle C Position, practice stepping between E, F, and G.



Did you plant any spinach this year?

Cabbage?
Bok choy?
Arugula?

- 1 While Ruby dreams of greens, let's learn a new G. **Bass G** is in the top space of the bass staff. It is a step above Wunder Note F and a step below A.
- 2 On the keyboard, G is the white key to the right of F. With your hands in Middle C Position, practice stepping between F, G, and A.

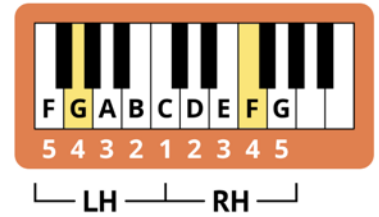



Sample

ore
making a
salad, let's play a
note reading game.

Line from each note name pattern to its matching grand staff. Then, play each measure.





IN MY GARDEN

4

f Spin-ach

Musical notation for the first system of the song. It features a treble clef, a 4/4 time signature, and a dynamic marking of *f*. The melody consists of four quarter notes: G4, A4, B4, and C5.

dic - chi - o, in my gar - den, row by row.

Musical notation for the second system of the song. It features a treble clef and a melody of four quarter notes: D5, E5, F5, and G5.

9

Let's make sal - ad, we can share. There'll be veg - gies ev - 'ry - where!

Musical notation for the third system of the song. It features a treble clef and a melody of four quarter notes: G4, A4, B4, and C5.



CARROT CAKE

(Duet Instructions: Student plays one octave higher than written)

5

f Let's make car - rot cake. I'm

Musical notation for the first part of the song, featuring a treble clef, a 4/4 time signature, and a forte (*f*) dynamic. The melody consists of quarter notes: G4, A4, B4, C5, B4, A4, G4. The lyrics are "Let's make car - rot cake. I'm".

5

Sample

treat so nice.

Musical notation for the second part of the song, featuring a bass clef, a 4/4 time signature, and a forte (*f*) dynamic. The melody consists of quarter notes: G3, F3, E3, D3, C3. The lyrics are "treat so nice.".

TEACHER DUET

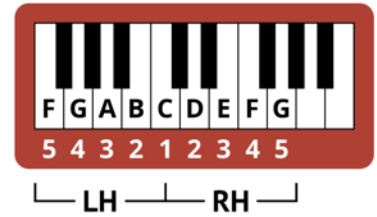
f

1. 2.

Musical notation for the teacher duet, featuring a bass clef, a 4/4 time signature, and a forte (*f*) dynamic. The notation includes a first ending (1.) and a second ending (2.). The melody consists of quarter notes: G3, F3, E3, D3, C3. The lyrics are "treat so nice.".

Unit 5 | 32

Challenge Piece



All

Sample

try - ing to hi - ber - nate,

1

5

all through the win - ter and then in - to spring.

9

f I was mis - sing pi - a - no prac - ti - cing,

This musical system contains measures 9 through 12. The vocal line (treble clef) has a melody of quarter notes: G4, A4, B4, C5, B4, A4, G4. The piano accompaniment (bass clef) has a simple bass line of quarter notes: G2, F2, E2, D2, C2, B1, A1. The lyrics are: "I was missing piano practicing," with hyphens under "mis - sing", "pi - a - no", and "prac - ti - cing,".

13

so my friends

This musical system contains measures 13 through 16. The vocal line (treble clef) has a melody of quarter notes: G4, A4, B4, C5, B4, A4, G4. The piano accompaniment (bass clef) has a simple bass line of quarter notes: G2, F2, E2, D2, C2, B1, A1. The lyrics are: "so my friends" in measure 13, followed by a blank space in measure 14, and "when you must play." in measures 15 and 16.

Sample

21

Can't miss my les - sons by snooz - ing a - way!

This musical system contains measures 21 through 24. The vocal line (treble clef) has a melody of quarter notes: G4, A4, B4, C5, B4, A4, G4. The piano accompaniment (bass clef) has a simple bass line of quarter notes: G2, F2, E2, D2, C2, B1, A1. The lyrics are: "Can't miss my lessons by snoozing away!" with hyphens under "les - sons" and "snooz - ing".



ROOFTOP ROCKSTAR

Oh, Sheldon,
you look very
tired today

... your eyes
... while we learn
something new.
Sheldon? Sheldon?

Wake Up Sheldon

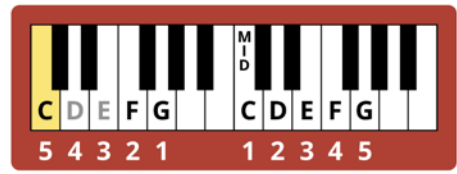
Choose a grand staff below and use the finger-number clues to find your starting position. If your hands are in Middle C Position, stay silent. If your hands are in C Position, press down all the keys to wake up Sheldon. Let's play again!



zzzzz...
acorns... zzz...
chestnuts...

Shhh... Let's Find Bass C

- 1 While Sheldon rests, let's learn about Bass C. Bass C is a space note. It is found in the second space on the bass staff. Because it is a low note, its stem points up, but you will still play it with your LH.
- 2 On the keyboard, Bass C is found below the group of two black keys. Place your LH 5-4-3-2-1 on Bass C-D-E-F-G. Practice playing Cs and Gs.



zzzzz...
pecans... zzz...
walnuts...

zzzzz...

Sample

...ing
... notes with
Bass C and G.

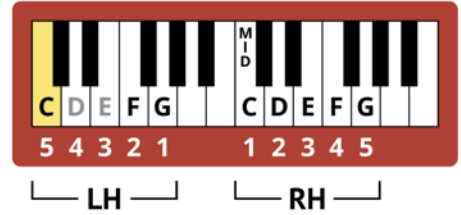
STACKED NOTES

Did I
hear you say
say **stacked**
nuts?



Remember stacked notes? Now that you know Bass C, you can play a new set of stacked notes with Bass C and G. With your LH 5 and 1 on C and G, practice playing the stacked notes below.





JAMMING ON THE ROOFTOP

f Play - ing

Sample

mu - sic all a - round the Wun - der Town.

9

When you're groov - ing out, it's im - pos - si - ble to frown!




STARRY SKY

(Duet Instructions: Student plays two octaves higher than written)

mp Here, 'neath the star - ry sky, on our...
comes in - to view!

TEACHER DUET

mp
comes in - to view!



RABBIT

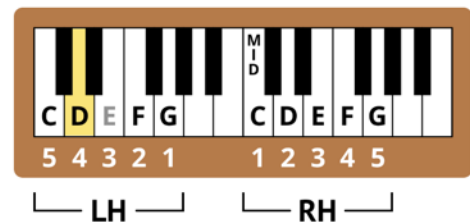
RANG

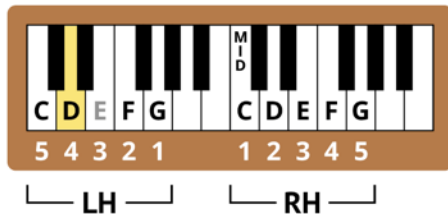
Sample

...leave your
...by the door and
join us as we learn to
find a new D.

Staff

- 1 **Bass D is a line note** that sits on the middle line of the bass staff. On the keyboard, D is the white key to the right of Bass C.
- 2 Listen as I clap a simple rhythm. Can you play the rhythm back on Bass C? D?
- 3 Play the measure of music to the right. Use the finger-number clue to find your starting position.





EXERCISE ONE

EXERCISE TWO


Sample

EXERCISE THREE

MOVE AND GROOVE

In each box, write the name of the first note. Next, use the finger-number clue in each exercise to find your starting position. Play the exercises while saying the note names.

EXERCISE ONE



Musical notation for Exercise One, 4/4 time. The treble clef staff has a box in the first measure. The bass clef staff has a sequence of notes: G2 (quarter), A2 (quarter), B2 (quarter), C3 (quarter), D3 (half). A finger number '2' is written below the first note (G2).

EXERCISE TWO



Musical notation for Exercise Two, 4/4 time. The treble clef staff has a sequence of notes: E4 (quarter), F4 (quarter), G4 (quarter), A4 (half). The bass clef staff is empty.

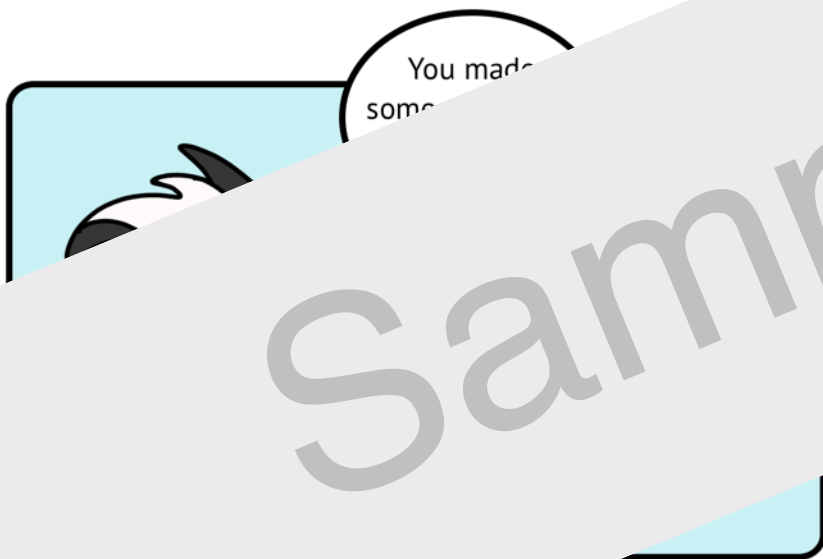
EXERCISE THREE



Musical notation for Exercise Three, 4/4 time. The treble clef staff has a box in the first measure. The bass clef staff has a sequence of notes: G2 (quarter), A2 (quarter), B2 (quarter), C3 (quarter), D3 (half), E3 (half), F3 (quarter), G3 (quarter), A3 (quarter), B3 (quarter), C4 (half). A finger number '3' is written below the first note (G2).



SOCCER BALL STOPS

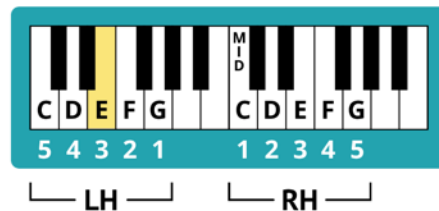


...that
...ing of spaces,
...e join us as we learn
... a new space note.

Sample

OUT E

- 1** Bass E is a space note that sits in the third space of the bass staff. On the keyboard, E is the white key to right of D.
- 2** Listen as I clap a simple rhythm. Can you play the rhythm back on Bass E? D? C?
- 3** Look at the measure of music to the right. Practice stepping between C, D, and E.



Skipping on C-E-G

Maxine, it's easier to play piano with your eyes open.

Nope! Black and white keys remind me of soccer balls.

While Maxine works up the courage to open her eyes, let's skip on Bass C, E, and G.

Bass C, E, and G are space notes. This means we can skip between them. Point to all the Es below? The Cs? The Gs? Next, find your starting position and play the piece.



Maxine, what on earth are you wearing?

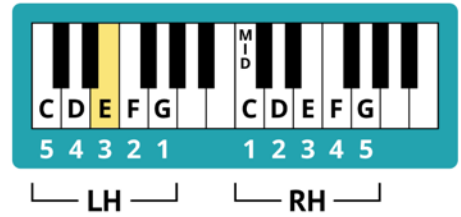
with
Finger Scale.

THE C 5-FINGER SCALE

My team is meeting for pizza. I have to get there before Gary. Bye!

Place your LH 5, 4, 3, 2, and 1 on Bass C, D, E, F, and G. If I point to a soccer ball with an arrow pointing up, play and say, "C-D-E-F-G." If I point to a soccer ball with an arrow pointing down, play and say, "G-F-E-D-C." Let's play again with your RH 1, 2, 3, 4, and 5 on Middle C, D, E, F, and G.





MAXINE SCORES

Practice Tip: Use the finger-number clues to find

5

mf One to

stops the ball. They can't beat the fur - ry wall!

9

f The crowd cheers and gives a roar, when from her net Max - ine scores!

Thank you for previewing

**WunderKeys Primer
Piano Book Two**

[Click here to purchase this book.](#)