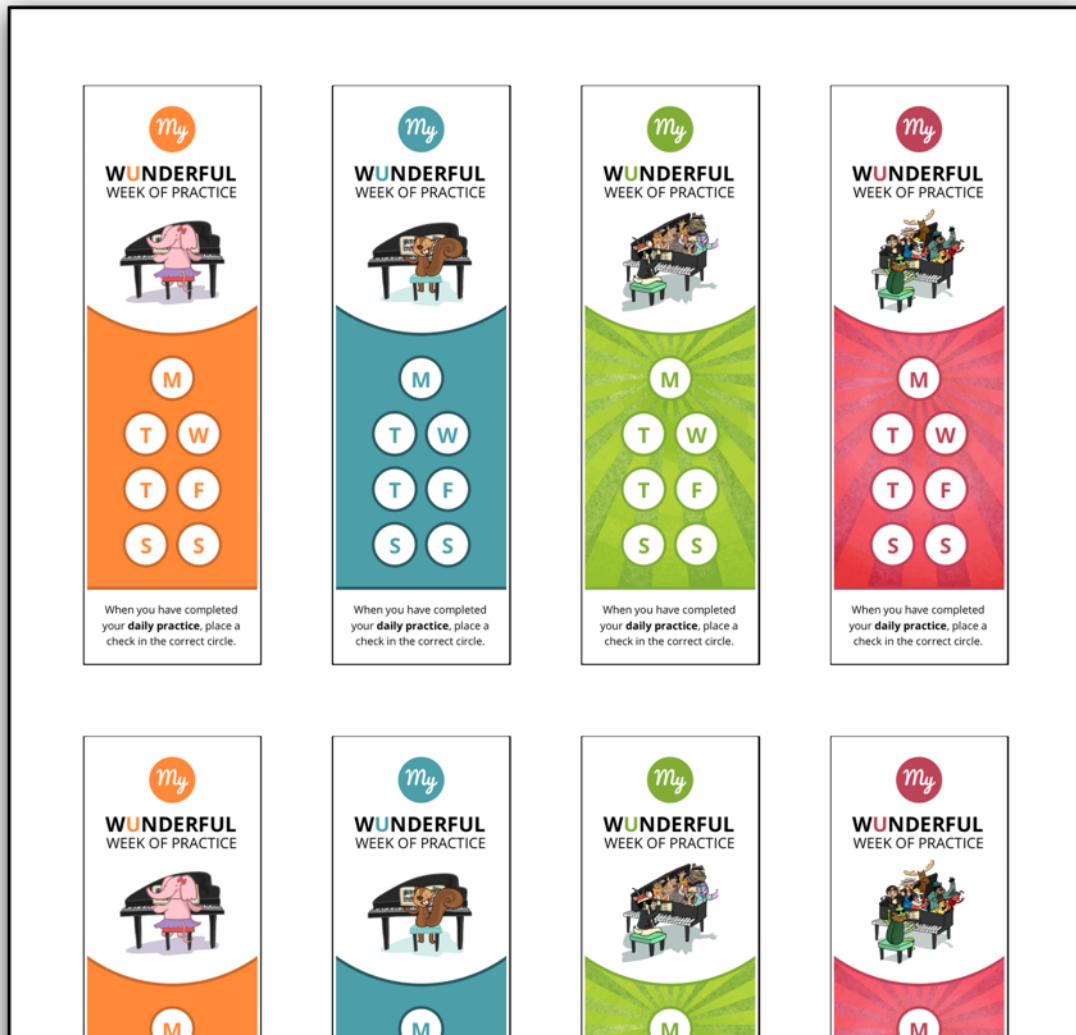




When it comes to making piano practice happen, teachers must use every tool at their disposal. Whether or not kids stick with lessons is almost entirely dependent on what happens when they leave your piano studio. So, if you want your students to return to lessons having practiced every day, you're going to want to use today's printable tool... Piano Practice Bookmarks!

A MULTI-LEVEL PRINTABLE

# PRACTICE BOOKMARKS →



WUNDERKEYS PRESCHOOL takes young children (ages 3 to 5) on a magical journey where they acquire the piano skills, keyboard awareness, and rhythmic understanding needed for a successful future at the piano.




### PRESCHOOL

WUNDERKEYS PRIMER follows our preschool program and is jam-packed with age-appropriate piano pieces, off-the-bench activities, and game-based learning. (Ages 5 to 10)


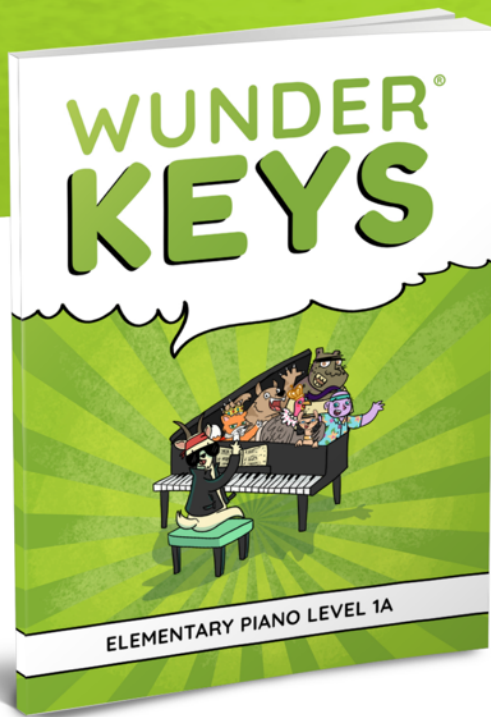


### PRIMER


WUNDERKEYS LEVEL 1 follows our primer program and is packed with “pick-a-path” sight-reading modules, technical exercises, “lap and clap” rhythmic duet experiences, game-based ear training, enjoyable teacher duets and exciting piano solos.



### LEVEL 1



**SIGHT READING - TECHNICAL EXERCISES**



**PIANO GAMES - RHYTHM PLAY**



**ORIGINAL AND TRADITIONAL PIANO SOLOS**

**In WunderKeys Elementary Piano Level 1A** students will explore note reading on the grand staff, add expression using staccato, legato, crescendo, diminuendo and pedal, identify and play harmonic and melodic intervals of a 2nd, 3rd, 4th, and 5th, improve coordination, gain confidence playing “out of position,” explore mid-piece hand movement, reinforce rhythmic accuracy, gain a sense of pulse, and explore rest values.

**BUY ON AMAZON**



"Pedagogically, this is another amazingly sound, balanced, playful method book."




"There's no comparison! I've never seen a curriculum as wonderful as WunderKeys."



"It's about time pedagogy got an influx of modern flair."


My  
**WUNDERFUL**  
 WEEK OF PRACTICE



M  
 T W  
 T F  
 S S

When you have completed your **daily practice**, place a check in the correct circle.


My  
**WUNDERFUL**  
 WEEK OF PRACTICE



M  
 T W  
 T F  
 S S

When you have completed your **daily practice**, place a check in the correct circle.


My  
**WUNDERFUL**  
 WEEK OF PRACTICE



M  
 T W  
 T F  
 S S

When you have completed your **daily practice**, place a check in the correct circle.


My  
**WUNDERFUL**  
 WEEK OF PRACTICE



M  
 T W  
 T F  
 S S

When you have completed your **daily practice**, place a check in the correct circle.


My  
**WUNDERFUL**  
 WEEK OF PRACTICE



M  
 T W  
 T F  
 S S

When you have completed your **daily practice**, place a check in the correct circle.


My  
**WUNDERFUL**  
 WEEK OF PRACTICE



M  
 T W  
 T F  
 S S

When you have completed your **daily practice**, place a check in the correct circle.


My  
**WUNDERFUL**  
 WEEK OF PRACTICE



M  
 T W  
 T F  
 S S

When you have completed your **daily practice**, place a check in the correct circle.

My  
**WUNDERFUL**  
 WEEK OF PRACTICE



M  
 T W  
 T F  
 S S

When you have completed your **daily practice**, place a check in the correct circle.